

JANUARY · 1989



MEETING THIS SUNDAY: JANUARY 8
AT SOUTH COAST BOTANIC GARDENS
on Crenshaw in Palos Verdes
TIME: 12:30 PM BOARD MEETING -
EVERYONE WELCOME,
1:30 PM REGULAR MEETING.

PROGRAM: B. JUAN CHAHINIAN
will present a program on the
infinite variety within one
species: Sansevieria trifas-
ciata. You will be amazed at
the beautiful variations on a
theme. This is a beautiful
program.

A senior structural engineer for the State of California, Juan has long loved the genus *Sansevieria*. He has written one book and plans another. If you have his current book, bring it for him to autograph if you would like. For those who don't have his book, but would like to purchase it, it's hoped Juan will be bringing some to sell.

REFRESHMENTS: Those who signed up for January please remember to bring the goodies to assist Eleanor Barker. THANK YOU!

BRAGGING TABLE: Many plants are looking good right now, including Aloes, Tylecodons, Mesembis and Crassula family members. Also lets bring SANSEVIERIAS!

PLANT OF THE MONTH: Bob Causey will tell us about one of his favorite plants. Be ready to ask questions!

CLUB SALES: Jim will have plants and other items for sale, and it's hoped that Juan Chahinian will be bringing copies of his book for members to purchase.

DOOR PRIZE: And end-of-meeting prizes too!

SHOW SUGGESTIONS: The 1989 show comes early this year - APRIL! - so as not to conflict with the national CSSA convention. DECISIONS ABOUT THE SHOW MUST BE MADE THIS MONTH AT THE BOARD AND REGULAR MEETINGS. PLEASE BRING YOUR SUGGESTIONS TO THESE MEETINGS!!!!!!!!!!!!!!!!!!!!!! ALSO, if you have your new 1989 calendars, please mark them now with all the important dates. See the calendar section in this newsletter.

DON'T FORGET THE BOARD MEETING AT 12:30 PM. Everyone welcome.

THANK YOU TO MIKE BRENNAN FOR TAKING ON THE JOB OF LIBRARIAN!

LSO EXTRA BUSY AT THIS TIME IS YOUR MEMBERSHIP CHAIRMAN VIRGINIA RUSSELL. SHE NOT ONLY KEEPS RECORDS UP-TO-DATE, BUT PUTS TOGETHER A BEAUTIFUL YEARLY ROSTER.

PLEASE SEE THE OTHER SIDE OF THIS PAGE FOR LOTS MORE MEMBER NEWS.

PLEASE WELCOME YOUR 1989 OFFICERS:

President Ed Hancock.....375-3410
1st Vice President Carol Causey....679-6021
(Publicity) or 675-5843
2nd Vice President Jim Hanna.....920-3046
(Programs)
Secretary Margaret Brennan.....326-4843
Treasurer Roz Hancock.....375-3410
Show Chairs: The Causeys and Jim Hanna
Membership Virginia Russell.....378-3536
Sunshine also Virginia Russell!
THANK YOU TO ALL OUR OTHER CHAIRPERSONS & WORKERS.

1989 DUES DUE: This will be your last news-
letter unless you renew! \$5 plus \$1 for
each additional household member. Make
checks payable to S.C.C. & S.S. and give or
mail by January 15 to Virginia Russell,
26717 Fond du Lac Road, Rancho Palos Verdes,
CA 90274. THANK YOU!

PLEASE WELCOME YOUR NEW NEWSLETTER EDITORS

CAROL KENNEDY CAUSEY & BOB CAUSEY!!!!!!!!!!

This will be my last newsletter for you for
a little while, but I will be coming to all
meetings and participating and making as
many contributions as I can to the newsletter.
Let Carol and Bob Causey see your support in
the form of articles & information for the
newsletter!

Carol Causey

DEPARTMENT OF ADDITIONS & CORRECTIONS: Tandra Minnich's POTATO SALAD RECIPE was missing
2 cups of MAYONNAISE. Please add this to your
November 1988 newsletter recipe.

PLEASE WEAR NAME BADGES AT THE MEETING.....VISITORS AND GUESTS ARE WELCOME!

CREDITS: Sansevieria on the cover and elsewhere unless credited are by Hermine Stover
of Endangered Plants Nursery from their 1981-1982 Catalog, used with permission.

On the back cover, the "Have you hugged your cactus today" drawing is from the August
1988 South Florida Cactus & Succulent Society Newsletter.

IN MEMORIAM The following is from the San Gabriel C & S Society COMMUNIQUE:

In Memoriam: Vivienne Doney, a Charter and Life Member of our club, passed away on
December 27, 1988, after several years of ill health. She will be remembered for her love
of people and plants, and for her encouragement in promoting the succulent plant hobby.
She was an enthusiastic exhibitor and traveller, and has left her mark on the succulent
world. Vivienne received a Superior Service Award from the C.S.S.A. There will be a
memorial service on January 4, 1989, at 11 a.m., Live Oak Memorial Park Chapel,
200 E. Duarte Rd., Monrovia. Eulogy will be delivered by Myron Kinnach. The family has
suggested that in that in lieu of flowers a donation may be sent to the Research Fund of
the C.S.S.A., c/o Seymour Linden, 1535 Reeves St., Los Angeles, CA 90035.

SANSEVIERIA ZEALANICA.

Since we first called attention to thi
plant it has be-
come very popu-
lar. Splendidly
adapted to the
decoration of
drawing-rooms
and halls, as it
stands drought and
dust with impu-
nity, and requires
scarcely any wat-
er. Leaves grow
to a length of 3 to
4 feet, and are
beautifully striped
crosswise, with
broad light varia-
tions. Price, 20
cts. to \$1, by mail.
Extra-large plants
2, 3 and 4 feet high,
\$1, \$2 and \$3 ea., by
express. We hold
an immense stock.



Illustration above is from a catalog
from the 1890's. Keep in mind that
name may not be correct.

The following is from the South Florida Cactus and Succulent Society Newsletter for February 1983. The author, Stu Cramer, is from the Ft. Lauderdale, Miami area, which tends to hot, muggy, sunny summers with short thunderstorms; and winters which are cool (relatively) and dry. (Note: The following was written before the publishing of Juan's book & other authors as well. Also, Sans. books are now available from Rainbow & other dealers. See end of article).

SANSEVIERIAS FOR THE SUCCULENT COLLECTOR

by Stu Cramer

Welcome to Sansevieria collecting. I believe that to be a successful Sansevieria collector one should have first graduated from the fun of collecting Euphorbs, Pachypodiums, Caudiforms and Cacti, and should be looking for a more challenging group and that is the case with Sans.

First of all you should know a few things about them before you start. Sansevierias are said to belong to the Lily family according to Exotica and Tropica, but they belong to the Agavaceae according to Jacobsen's Lexicon. Be that as it may, they are plants that grow up as tufts of leathery or cylindrical leaves, from underground rhizomes or above ground stolons. Sometimes they end up flowering, which signals the end of that particular growth, but not its immediate death, as they will continue to produce offshoots for some time. When new plants appear in the pot you can remove them by cutting them free of the parent. Give them time to develop before doing this. You'll get lots of plants this way. If you are lucky you'll get some seeds. These germinate well in most cases if they are common ones, and poorly if they are rare. Figures? In any case they won't look like their parents and this condition has resulted in the past in descriptions of new species that weren't. So the plot thickens! Cuttings of leaves 3" long which have been dried overnight will also produce new plants. Be sure to plant up end up. Cuttings of rhizomes take much longer, up to 2 years.

I use clay pots or plastic ones, whatever is available, but I make sure the mix is a well draining one, almost anything will do, even cypress bark mulch. They'll take lots of water this way. However there are a couple of ways to kill a San. Damp-cold is lethal, so I keep them dried out in really cold weather. A plant moved from shade to hot sun will get a bad sunburn, also lethal. Below 32 doesn't do anything any good in Florida and I have seen dead Sans as a result of this farther inland. Sansevierias like a part shade, part sun environment, but will grow in either full shade or full sun if acclimated. So much for their idiosyncrasies. To decide what plants to start with, go over the C and S dealers Catalogs and look at the pictures (in this case worth a million words). Pick out what appeals to you and order. If nothing appeals to you don't give up; order a S. Bally 30. This little gem will stay small, will be a rosette of little sharpened pencils that will gladly prick you but will be colored with bands of light and dark green. After you have it a while it will send up a stolon which will develop into a new Bally 30 the size of the first. It may send up 2 at a time. These little fellows will eventually send out roots looking for the ground. That's when to cut them off and start over as you now have trading material. Plants that do this I like to call "Hedge-Hogs." There are more of this kind,

Kenya or Kenya #1, Gracilis, and a real gem called FKH-432.

If you like larger and flashier plants look for the cultivars of the old Mother-in-law's tongue *Sansevieria trifasciata* and the yellow edged variety called *Laurentii*. Some of the cultivars are extraordinarily beautiful when properly grown. *S. Bantel's* sensation is an upright white striped variety worthy of note. This should be available in S. Florida at nurseries. Notable also are the two varieties called *Goldeana* and *Compacta*, both with wide golden side stripes on dark black-green leaves up to 2' long which stand upright. *Moonshine* has an all-silver leaf which turns dark green with age, but leaf cuttings of this which try to revert back to the original parent are called *Moonshine* reversions and are very very colorful in green on green designs. Some, of course, are better than others. *Sansevieria hahni* is a well known plant everywhere. This little fellow has been thru the mill as far as cultivars are concerned. There are silver *hahni*, golden *hahni* and all kinds of combinations and variants to look for. You could make a hobby of these alone if you don't like the rest. *Sansevieria parva* is a rather common one that has foot long leaves that start as a petiole, widen into the leaf and again narrow to a soft green point. There are enough of these leaves to make it nice. But a better buy along the same lines is *Sa. Dooneri*; prettier, daintier and you'll like it better because of the better markings. Plant this or *parva* in a wire basket of sphagnum moss and water daily. Eventually the rhizomes will stick out the bottom and after going a short distance will develop into new plants. A basket grown thus for several years is a real conversation piece and is guaranteed to afflict some friend with the *Sansevieria* bug.

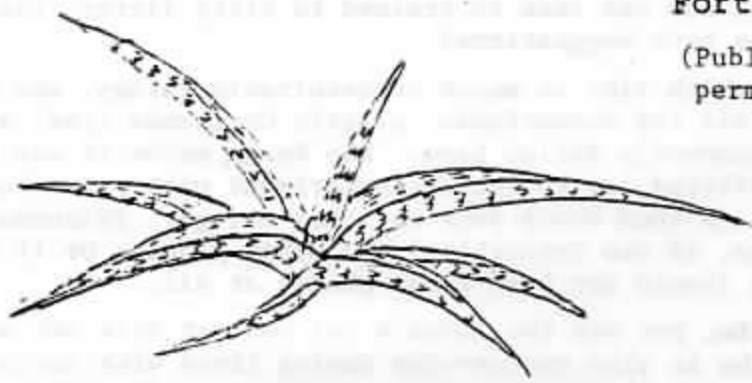
I got interested in *Sansevierias* only about a year ago and since I do a lot of trading I soon had a nice collection going, to which I have added with purchases of those not otherwise available. Every now and then you can come by a sport that isn't in the books and if you save it, separated from its parent, and make it multiply there is always the chance it will come true and there you would have a new one. Leaf cuttings can do this, too. The USDA even crossed some in looking for a better "Bow string hemp." The cross was between *Trifasciata* and *deserti* and the hybrids are sometimes found in nurseries. helps to confuse the issue no end as these crosses aren't in the "Books."

Speaking of books, get the following (or borrow them):
Sansevieria, by K.D. Morgenstern. Sells for around \$50, has about 170 small pictures which are good, not all accurate, no word descriptions and is all of 1/2" thick including the hard cover. High price because of the non-existent demand; *Brown's Monograph on San.* You can only get a Xerox copy as it is long out of print, mostly descriptions but not too technical, and a few line drawings and a long key which I find difficult;

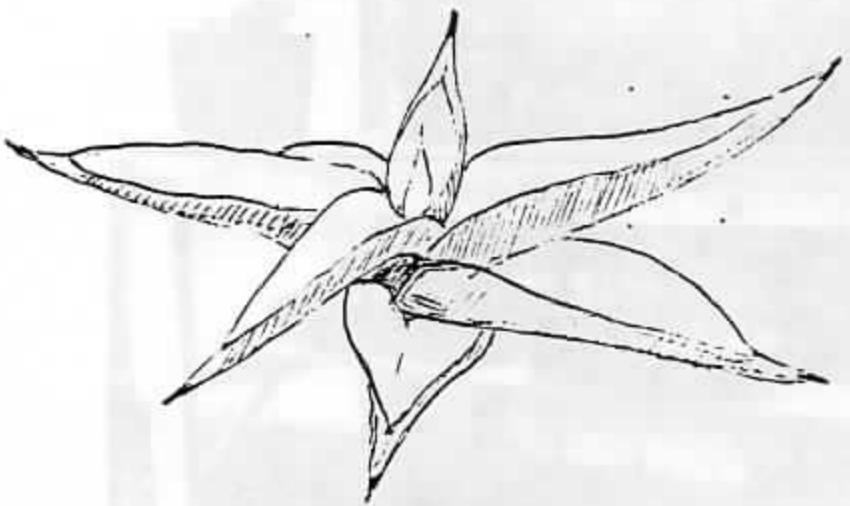
Swinbourne, Sans. in Cultivation in Australia. Nice little handbook well worth having. Drawings and descriptions. Then there's Exotica and Tropica and Jacobsen's Handbook and the Lexicon. Unless you are a botanist verbal descriptions will only help to confuse you. I like to rely more on pictures, then at least I can say it "looks like plant x on page y of such and such," then if that ever gets identified correctly, you can name it. Needless to say at this point you can see that I'm trying to tell you that a lot of confusion exists regarding identifications. I think all the above books are to be had from Abbey Garden Press.

W.S. Cramer
 2709 N.E. 25th Ct.
 Fort Lauderdale, Florida

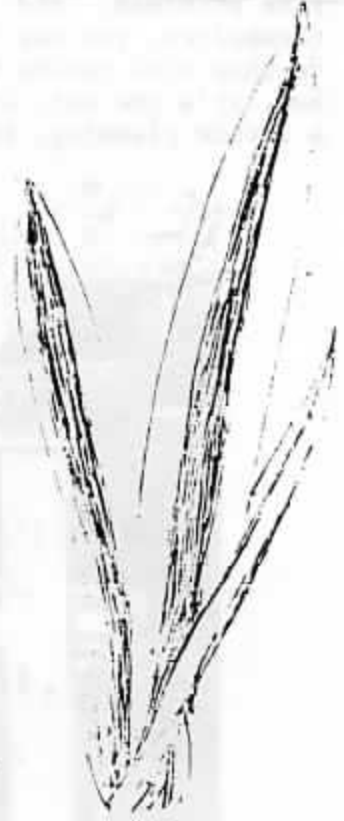
(Published in Feb. 1983 - used with permission)



S. Kenya #1



S. Pinguicula - thick leaved, all green (almost Jade Green)



S. soldeana

THOUGHTS ON THE MULTISPECIES HOUSEHOLD


- Carol Anne Wujcik

CATS AND CACTUS: Once upon a time I wrote a short piece for the CSIE out of Canada on this subject. At the time I lived in Ohio, and gardened extensively in the house in winter, and on windowsills, and needless to say, having two wonderful cats, the subject was dear to my heart. Cats of course demand certain windowsills and the way to avoid having plant, pot, and dirt all over the rug and furniture below was to compromise. After determining which windows the cats wanted most and leaving a suitable space for them, all other windowsill space was filled, leaving, hopefully, no pawhold. Trying to set things up so the cat can walk over small plants doesn't work well, as cats aren't all that surefooted, especially if their attention is on something outdoors.

To some extent the same principle works outdoors. Compromise must be made. But it is well worth it, as cats are wonderful companions, and are also as sculptural and beautiful as our rooted less mobile plant companions. As for those of you with the kitty litter-potting mix problem, I can only sympathize. My cats have always been apartment, then house cats. My older feline has caterwauled until we let her out, theoretically under supervision, but she has been so trained to kitty litter, that she comes inside to use it! Does anyone have suggestions?

Inside or out, there are some cats which like to munch on unsuitable things, and such a cat was with us for 21 years, so all the rubberbands, plastic Christmas tree, and other dreadful things barfed up, apparently did no harm. Who knows, maybe it was the secret to her longevity! But I preferred not to let her experiment with poisonous plants. Learn what these are and keep them where your cat does not go. Tylécodons (deciduous Cotyledons) are poisonous, as are Euphorbias, and other plants. Or if your cat is very determined, perhaps you should not keep these plants at all.

In the picture below submitted by Jim, you see the Hanna's cat content with her half of a nursery flat! She is happy! She is also cactus-wise having lived with cactus since kittenhood, and the Hannas say she can move among cactus, even over them, with rare problems. She, of course, is not the only cat the Hannas have, as like the cactus themselves, you may begin with one, but somehow there will be more. The difference may be that with cactus we go out and buy them and bring them home. But with a cat, somehow, it's the cat, or cats, who choose you. One accepts fate, and with compromise and a little planning, the multi-species household can live in harmony and mutual respect.



Final note: Cleveland Amory's *THE CAT WHO CAME FOR CHRISTMAS* is definitely recommended reading, although you will have to forgive Amory's not only not mentioning cactus, but not mentioning plants at all.

CALENDAR

Jan. 8, Sun., 12:30 PM - BOARD MEETING & 1:30 PM - SCCSS regular meeting - PROGRAM: B. JUAN CHAHINIAN ON SANSEVIERIA! Sans. are wonderful plants for indoor gardening, and the variety within even one species can be amazing.

1989 EVENTS

- April 7,8, & 9 - SOUTH COAST CACTUS & SUCCULENT SOCIETY SHOW. New month this year so as not to conflict with the CSSA Convention. (Set-up is the 7th).
- May 6 & 7 - Probable date of Sunset Show & Sale in Culver City.
- May 19,20, & 21 - Fiesta de Flores at South Coast Botanic Gardens.
- May 21 - Huntington Plant Sale, featuring 2 different groups of plants: Xerophytes (including C & S) & Edible Plants.
- May 27 & 28 - The Orange County Show & Sale at the Yorba Linda Library.
- May 27 & 28 - The Gates C & S Soc. Show & Sale in Redlands (Riverside).
- June 12-16 - CSSA Convention in Denver hosted by the Colorado C & S Soc. to be held at the Executive Tower Inn in downtown Denver. It's time to start making plans.
- July ?? (Usually Fourth of July weekend) - CSSA SHOW & SALE at the LA Arboretum, Arcadia.
- August 19 & 20 - INTER-CITY Show & Sale at the LA Arboretum in Arcadia. This is an open show, hosted by the Long Beach Cactus Club, the San Gabriel C & S Soc. & the LA C & S Soc.
- September 16 - Sixth Huntington Symposium, featuring Asclepiads & Caudiciform succulents.


NOTE: Not all dates are certain. Please watch for more info.

OTHER EVENTS:

Feb. 24-26 -- The International Symposium on Bulbous and Cormous Plants, at the U. of Cal. at Irvine -- their Arboretum. For information on the event and costs, contact ISBC - UCI Arboretum, University of California, Irvine, Irvine, CA 92717.

March 4, Sat., 10 AM - 2 PM - UCI Arboretum will have its Spring OPEN HOUSE. Modest Plant Sale. Lots of blooming bulbs & also African succulents like Aloes.

The UCI Arboretum is on Campus just south of Jamboree. Take Jamboree from the 405 & go west. Turn south on Campus & make an immediate right onto the smallish - street leading to the Arboretum.



PLATINUM PRINCESS AUSTRIAN HYCIP TALL SILVER HANNII

SANSEVIERIA NOTES:

The following comes from OPEN GATES, the newsletter of the Gates C & S Soc. (Riverside etc.), for January 1989.

DID YOU KNOW?

That Sansevieria scrobifolia is a source of water? The rhizome has a crisp, white fibrous flesh which is juicy, and, although slightly bitter, not unpleasant. The leaf fibres of the plant are used by the Bushmen in making string of surprisingly good quality.

- "Some Plants Used By The Bushmen In Obtaining Food and Water" by R. Story

**

THE WISDOM OF FOLLOWING THE ADVICE OF LILLIAN TRUE:

A Sansevieria aficionado for many years, Lillian True says that most Sansevierias prefer some warmth in winter. Although wintering outdoors along the coast may not kill them, it may take the entire growing season for them to recover. Lillian has no greenhouse, so for years she brought all her Sans. indoors to winter in her home. They took over one windowed bathroom completely as well as many other areas near windows.

TRUE ADVICE con't.

After hearing this advice, I brought my Sans. indoors for their first winter with central heating. Well, Lillian was right! My Sansevierias had never looked so good. Sansevieria kirkii v. pulchra flowered, a gorgeous sight. I had always thought Sans. blooms were insignificant. Not necessarily so. The spikes alone can be beautiful.

I wondered when Lillian took her Sansevierias out again for the summer, so I asked. She brings them out when the weather has turned warm. Outdoors the plants are happy semi-protected under the patio overhead wood framework. There they can enjoy late spring, summer, and early fall.

A couple of years ago Lillian donated many of her fine Sansevierias to the Huntington Botanic Gardens where a number of her babies now live in greenhouses, and a few are experimentally braving it outdoors in one of the most protected locations!

Lillian still has many Sansevierias -- some growing indoors all year. Generally tolerant, these fine sculptural plants are well worth the trouble of providing some winter warmth. - Carol

SOUTH COAST CACTUS & SUCCULENT SOCIETY NEWSLETTER

10860 El Mar Ave. Fountain Valley, CA 92708

FIRST CLASS
FIRST CLASS



Carol & Bob Causey
3844 W. 147th St.
Hawthorne, CA 90250