



# PRICKLY NEWS

SOUTH COAST CACTUS & SUCCULENT SOCIETY NEWSLETTER | SEPT 2023



We were happy to receive 4 inches of rain in Manhattan Beach. Our plants are well-watered, but we need to ensure that they have drained properly. Good drainage is important for root health and to prevent root rot.

For those of you who attended the Huntington Symposium on September 1st, we will provide some reimbursement for attendance. Save your registration receipt and we will divide \$250 between those who request reimbursement with a maximum of \$50 per person. Feel free to share your Symposium experience with us at the next meeting. If you are unable to attend the next meeting, please contact me at the Email address below to request the reimbursement.

This month's Mini Show plants are Cactus: **Ariocarpus** and **Obregonia** and Succulent: **Adenium** and **Adenia**. Bring your plants clean and free of pests.

Our September 10th speaker will be **Peter Walkowiak** who will give a Soil and Staging Workshop. Peter is a master propagator and his plants always receive trophies at Shows. You are certain to receive tips on growing and presenting plants for show.

Please let me know if you are bringing a guest to the meeting at [minniecap@icloud.com](mailto:minniecap@icloud.com) before **Thursday, September 7th if possible.**

Hope to see you there!  
*Maria Capaldo*

GUEST SPEAKER OF THE MONTH

**Peter Walkowiak**

September 10, 2023 1:30 pm



## “Soil and Staging Workshop”



To learn more visit [southcoastcss.org](http://southcoastcss.org)



Like us on our [facebook page](#)



Follow us on Instagram,  
[https://www.instagram.com/\\_sccss/](https://www.instagram.com/_sccss/)



## IN THIS ISSUE

PRESENTER OF THE MONTH	2
JUNE MINI SHOW WINNERS	3
MONTHLY CACTUS	5
MONTHLY SUCCULENT	7
LATIN LOOKUP	10
MINISHOW STANDINGS	11
MINISHOW PLANT CALENDAR	12
BOARD OF DIRECTORS	13
EVENTS	13

## “Soil and Staging Workshop”

BY PETER WALKOWIAK



*Peter with winning Mammillaria*

**The second most asked question I get after ‘When do I water this plant?’ is ‘What soil do I use for my succulent plant?’ and this was the genesis for this talk on soil.**

Consider your soil as your foundation upon which you will sustain and support healthy plant growth for a long period of time. Important things a soil needs to have are good drainage and aeration, water retention, nutrient availability, proper PH and longevity. In this talk each of these topics will be covered in depth so that the unseen complexities of soil can be understood. What materials work, what does not and why they should not be used.

There will be a demonstration on mixing soil that is used in my nursery. I spent many years trying different materials to find the perfect succulent soil mix. There were many failures, most took two to three years to manifest its self and then had to answer the question ‘Why did this fail?’. You will be shown the ingredients and how they are blended to get this soil mix.

In the second part of the program we will discuss the process of staging your plants to maximize their beauty. There are many things to consider when putting together your composition. These are form, texture, color and balance and must be thoughtfully considered when putting together your piece of art.

The final part of the program is a Q&A session where I want you to ask me questions you have about growing your succulents like pest control – disease, fungus, insects or cultural like – light, fertilizers, PH, air movement.

Peter graduated in 1985 from Cal Poly Pomona with a B.S. Degree in Ornamental Horticulture. He worked as manager, production manager and section manager for three wholesale nurseries for 14 years. Peter then ran a landscaping business for another 14 years, the last five years of which he specialized in succulent landscapes. He started collecting succulents while at Cal Poly and his collection now numbers in the thousands. This led to propagating plants from seed and thus the seed was sown for the nursery that he now owns and runs for the last fifteen years.

He has been fascinated with plants in general since he was 5 and interest in succulent plants really got going in college, 1981-82. By the time he graduated, his collection had grown to 200 and many are still alive. This collection has grown to more than 2,000 currently. The collection consists of cacti, euphorbias and caudiciforms.

He is the past president of the Palomar CSS and was on the board for the San Diego CSS. He was on the on the Board of Directors of the C.S.S.A. for the last ten years and served as the Nominations Chair and Convention Sales Chair. He was show chair for Palomar’s one and San Diego’s two shows and co-chair for the Intercity Show.





# SCSS Mini-Show AUGUST Winners

## Open Succulent



1st: Phyllis DeCrescenzo  
*Sedum morganianum*



2nd: Phyllis DeCrescenzo  
*Sempervivum calcareum*



3rd: Maria Capaldo  
*Sedum clavatum*



## Intermediate Succulent



1st: Jackie Johnson  
*Sedum x Echeveria*



2nd: Jackie Johnson  
*Sedum x Echeveria*



3rd: Jackie Johnson  
*Sempervivum 'Wilderness Glow'*



## Novice Succulent



1st: Martha Bjerke  
*Sedum 'Little Missy'*



2nd: Martha Bjerke  
*Sedum x rubrotinctum*



3rd: Martha Bjerke  
*Pachyphytum oviferum*





# SCSS Mini-Show AUGUST Winners

## Open Cactus



1st: Phyllis DeCrescenzo  
*Astrophytum ornatum*



2nd: Phyllis DeCrescenzo  
*Astrophytum coahuilense*



3rd: Phyllis DeCrescenzo  
*Astrophytum myriostigma*



## Intermediate Cactus



1st: Mike Short  
*Astrophytum ornatum*




2nd: Terri Straub  
*Astrophytum ornatum*




3rd: Jackie Johnson  
*Astrophytum*




## Novice Cactus



1st: No Entries



2nd: No Entries



2nd: No Entries





SEPTEMBER

## Monthly Cactus: Ariocarpus

**Ariocarpus** is one of the treasures of the world of Cacti. This genus, from Central to Northern Mexico and Southern Texas has some of the most spectacular species of the entire family. Some succulent growers, who otherwise avoid cacti, make this genus their sole exception. There are collectors who collect nothing but Ariocarpus, and have hundreds of plants in their collections. Rare specimens can change hands for hundreds of dollars. Rare cultivars with unusual tubercles can be sold for even more, particularly in Japan. There is no denying that this single genus has generated a world wide cult of devotees.

With all of this, you might expect Ariocarpus to be difficult to come by, and difficult to grow. Nothing could be further from the truth. They are no more difficult to grow than many other central Mexican genera. All of the species and all of the varieties are readily available, and nearly all are affordable. This genera is well within the range of even beginning novice growers. Field collected specimens are occasionally available, and these are much more expensive, and much harder to grow. Recently collected specimens are now almost always illegally obtained.

With all of the fuss we make over this genus, it is important to remember that the plants have had important ethno-botanical uses. The tubercles contain a sticky mucilage, which was often used as glue to mend broken pots. *Ariocarpus kotschoubeyanus* was boiled and used as a cure for rheumatism, and several species were used as 'false peyote' in religious ceremonies.

Cultivation is not difficult, when the home environment of these plants is considered. They grow in mineral soils, with very little organic matter. They all have large tuberous roots. They grow in areas that are very hot in the summer, and that have summer rainfall. If they are protected from excess organic matter, particularly peat, and watered heavily only in hot weather, (but lightly throughout the summer growing season) good growth will result. They need protection from winter rains.

There are six species, several varieties, and a near infinite set of cultivars.

### Monthly Cactus: Ariocarpus



*Ariocarpus bravoanus*



*Ariocarpus fissuratus*



*Ariocarpus kotschoubeyanus*



*Ariocarpus trigonus*



*Ariocarpus retusus*



*Ariocarpus scaphirostrus*



By Tom Glavich





# Monthly Cactus: OBREGONIA

**Obregonia**, the artichoke cactus, is a genus of cacti with a single species, *Obregonia denegrii*. The species is endemic to the state of Tamaulipas in Mexico. It is an IUCN Red List Endangered species. The genus Obregonia is named after Álvaro Obregón, while the species is named after Ramon P. De Negri, who was the Minister of Agriculture of Mexico when the cacti was first described by Alfred Frec in 1923.

### Description

This rare species resembles an inverted green pine cone with a woolly center. Obregonia is among the most famous of all cacti for its unique artichoke-shaped stem. It is the only representative of its monospecific genus and is related to Ariocarpus. It grows almost always as a solitary plant leveled with the ground, with the sunk and woolly apex. It is considered an intermediate form between Ariocarpus and Lophophora. It grows slowly in culture and requires little water. It has a thick taproot and benefits from full sun and is multiplied by seed. It is very slow growing.

### Uses

The Nahuatl Indians call the plant peyotl, and it is said to have hallucinogenic alkaloids. It is one of the closest living relatives of the genus Lophophora.

Monthly Cactus: Obregonia



*Obregonia denegrii*



*Obregonia denegrii*



*Obregonia denegrii*  
in flower



*Obregonia denegrii*



By Tom Glavich



# Monthly Succulent: Adenium

**Adenium** is a member of the Apocynaceae, and a relative of Pachypodium, Oleander, and Vinca. The Apocynaceae is home to many showy flowering plants used for ornamental and medicinal purposes. Oleander is a staple of much of Southern California Gardening, Vinca is grown over the world.

Adenium are native to Africa. Adenium are easy to grow, requiring only good fertilizer, and lots of water when in growth, and protection from cold and damp when dormant. Some growers place their plants in their garages in late fall to force dormancy, and protect them from cold and damp. Adenium hybridization for caudex shape and flower color is being undertaken around the world.

Monthly Succulent: Adenium



*Adenium obesum*



*Adenium boehmianum*



*Adenium obesum*



*Adenium multiflorum*



*Adenium obesum*



*Adenium swazicum*



*Adenium obesum* 'Black'



*Adenium oleifolium*



*Adenium obesum* subsp. *socotranum*



By Tom Glavich





# Monthly Succulent: Adenia

**Adenia**, a plant entirely unrelated to Adenium, is a member of the Passiflora or Passion Flower family. Most of the collectable adenias have large bases that support climbing stems or branches. In habitat they are often found in brush, with the branches scrambling up through brush, or alternately growing in an open area, entirely covered by a sprawling mass of live and dead stems.

Monthly Succulent: Adenia



*Adenia aculeat*



*Adenia cissampeloides*



*Adenia glauca*



*Adenia globosa*



*Adenia digitata*



*Adenia ellenbeckii*



By Tom Glavich





# Monthly Succulent: Adenia

In cultivation the sprawling stems are regularly pruned to keep the plant good looking in a pot (as well as transportable). All of the adenia are cold sensitive, particularly when young, and should never be exposed to cold and damp.

Monthly Succulent: Adenia



*Adenia racemosa*



*Adenia goetzei*



*Adenia spinosa*



*Adenia pechuelii*



*Adenia stenodactyla*



*Adenia venenata*



*Sedum volkensis*



By Tom Glavich

# Latin Lookup

## Loquerisne Latine (Do you speak Latin)? The meanings of latin plant names on the previous pages – from <http://davesgarden.com/guides/botanary/>

### Cactus

**Ariocarpus** [ar-ree-oh-KAR-pus] From the Greek aria (sorb) and karpos (fruit), referring to the similarity to the fruit of the Ario genus.

**denegri** [de-NAY-gree] Named for Ramon P. De Negri, Mexican Minister of Agriculture.

**fissuratus** [fis-zhur-RAY-tus] From the Latin fissura, to split or crack.

**kotschoubeyanus** [ ] Named for Prince Kotschoubey, Russian prince and patron of horticulture.

**Obregonia** [o-bray-GON-ee-a] Named for Alvaro Obregon, 19th century President of Mexico.

**retusus** [re-TOO-sus] Rounded and notched tip.

**scaphirostris** [skay-fee-ROS-tris] From the Greek skaphe (boat) and the Latin rostrum (beak); in reference to the shape of the tubercle tips.

**trigonus** [try-GOH-nus] Three-cornered, triangular.

### Succulent

**aculeata** [ah-kew-lee-AY-tuh, a-kew-lee-AH-tuh] Prickly, thorny.

**Adenia** [a-DEE-nee-uh, a-DEN-ee-uh] Named for Aden, a small country south of Saudi Arabia, where the species is native.

**Adenium** [a-DEE-nee-um] Named for Aden, a small country south of Saudi Arabia, where the species is native.

**Apocynaceae** [a-pos-ih-NAY-see-ee, a-pos-ih-NAY-see-eye] Family name for the dogbane family; from the Greek apo (away from or away with) and kuon (dog).

**arabicum** [a-RAB-ih-kum] Of or from Arabia.

**digitata** [dig-ee-TAH-tuh, dij-ee-TAH-tuh] Finger.

**ellenbeckii** [el-len-BEK-ee-eye] Named for Dr. Hans Ellenbeck, German physician who collected plant material on Berlinger's expedition to Abyssinia.

**glauca** [GLAW-kuh] Bloom has thin powder (like plums).

**globosa** [glo-BOH-suh] Spherical.

**multiflorum** [mul-tih-FLOR-um] Many flowers.

**obesum** [oh-BEE-sum] Fat.

**Oleander** [oh-lee-AN-der, OH-lee-an-der] Olive-like.

**oleifolium** [oh-lee-ih-FOH-lee-um] Having leaves like Olea (Olive genus).

**Pachypodium** [pak-uh-PO-dee-um] Thick foot.

**Passiflora** [pass-iff-FLOR-uh] Passion flower.

**pechuelii** [pesch-WEL-ee-eye] Named for Dr. Eduard Pechuel-Loesche, 19th century German scientist and explorer in Africa.

**racemosa** [ray-see-MO-suh] Having racemes (a type of flower cluster).

**socotranum** [so-koh-TRAY-num] Of Socotra, a Yemen island in the Indian Ocean at the mouth of the Gulf of Aden.

**somalense** [soh-mal-EN-see] Of or from Somalia, Africa; sometimes spelled somaliense.

**spinosa** [spy-NO-suh] With spines.

**swazicum** [SWAZ-ih-kum] From the Royal Kingdom of Swaziland, South Africa.

**venenata** [ven-en-AY-tuh] Poisoned, drugged or enchanted.

**Vinca** [VIN-kuh] To bind.

**volkensii** [vol-KEN-see-eye] For 20th century German botanist Dr. Georg L. A. Volkens.



AUGUST

## SCSS Mini-Show Standings

[Click here for sortable standings](#)

Novice Class	Cactus	Succulents	Total	Intermediate Class	Cactus	Succulents	Total	Open Class	Cactus	Succulents	Total
Aburto, Carlos	0	11	11	Caplan, Anita	2	15	17	Capaldo, Maria	25	49	74
Bjarkman, M.A.	7	6	13	Johnson, Bernard	31	26	57	DeCrescenzo, Phyllis	46	43	89
Bjerke, Martha	11	34	45	Johnson, Jackie	22	46	68	Duke, Gary	9	6	15
Cottrell, Diane	0	3	3	Lott, Lemono	1	19	20	Fasteau, Sally	9	5	14
Darmali, Vincent	12	9	21	Short, Mike	9	24	33	Gardner, Jim	20	27	47
Diaz, Gloria	2	4	6	Straub, Terri	46	28	74	Hanna, Jim	0	15	15
Dorsey, Martin	0	12	12					Woodley, Laurel	6	4	10
Galliani, Debra	10	1	11								
Marek, Robert	2	0	2								
Mena, Braulio	2	16	18								
Mullen, Shane	9	3	12								
Nisewaner, John	0	16	16								
Smiley, Barbara	0	2	2								
Tillotson, Joseph	0	1	1								
Unrine, Judy	0	1	1								

## Mini-Show Rules

Exhibitors must be club members and must be present at the meeting in order to receive points. One name representing the same household must be used unless plants are grown separately. Mini-show coordinator will be consulted if there is any question of entry identity.

Any container may be used, including plastic, as long as it is clean. All plants must be groomed and free of pests and disease.

There are two plant categories, "Cactus" and "Succulents". Up to three plants per individual may be entered in each category.

There are three entry classes: "Novice", "Intermediate" and "Open". Only members new to the hobby would be expected to be in the novice class. After the November meeting, members' point totals will be reviewed by the Board of the Society. Novice members awarded

more than 64 points or winning at least 6 first place awards will be asked to move to the Intermediate class in both categories. Intermediate Members awarded more than 64 points or winning at least 6 first place awards, will be asked to begin showing in the Open class.

All plants must be grown by the exhibitor for a minimum of six months for novice and intermediate and one year for open class. An individual plant may be entered only once a year.

### Scoring:

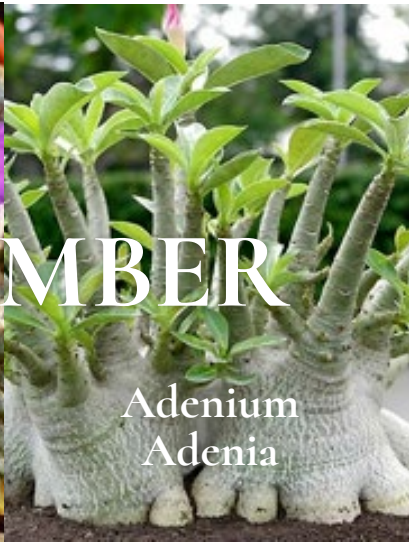
First Place: 6 points  
Second place: 4 points  
Third place: 2 points

**Placement:** all entries that are not disqualified receive one point





# Mini-Show Plant Calendar




## Mini-Show Plants for 2023-2024

September 2023	Ariocarpus, Obregonia	Adenium, Adenia
October 2023	Copiapoa	Graptopetalum, Graptoveria, Pachyveria
November 2023	Crested and Monstrose	Crested and Monstrose
December 2023	HOLIDAY POTLUCK	HOLIDAY POTLUCK
January 2024	Mammillaria - Hooked Spines	Caudiciform (Beaucarnia, Calibanus, Dioscorea, Fockea, etc.)
February 2024	Coryphantha, Escobaria, Acharagma, Cochemiea, Sclerocactus	Gasteria and hybrids
March 2024	Echinocereus	Dudleya, Cotyledon
April 2024	SHOW & SALE	SHOW & SALE
May 2024	Eriosyce, Neoporteria, Neochilenia, Islaya	Crassula
June 2024	Gymnocalycium	Pachypodium
July 2024	Ferocactus, Leuchtenbergia	Kalanchoe
August 2024	Lobivia, Echinopsis	Stapeliads (Stapelia, Huernia, Orbea, etc.)



## Upcoming Events

[Click here for Full List](#)



South Coast C&SS monthly meeting  
September 10, 2023 @ 1:00 pm - 4:00 pm  
PDT

South Coast Botanic Garden,  
Frances Young Hall  
26300 Crenshaw Blvd.,  
Palos Verdes Peninsula, CA,

PRESENTER FOR SEPTEMBER:  
Peter Walkowiak  
Soil and Staging Workshop



South Coast C&SS monthly meeting  
October 8, 2023 @ 1:00 pm - 4:00 pm PDT

South Coast Botanic Garden,  
Frances Young Hall  
26300 Crenshaw Blvd.,  
Palos Verdes Peninsula, CA,

PRESENTER FOR OCTOBER:  
Jim Gardner  
Fascinating succulent flora  
of the Canary Islands



Conejo C&SS Fall Sale 2023  
Oct. 10th 2023, 9:00 am - 4:00 pm

558 N. Ventu Park Road,  
Thousand Oaks, CA

Facebook: Conejo Cactus & Succulent  
Society  
Web: ConejoCSS.com  
Email: ConejoCSS@hotmail.com

[For more information and to learn more](#)



## 2023 Board of Directors

### OFFICERS:

President

Maria Capaldo

Vice President

Terri Straub

Treasurer

Bernard Johnson

Secretary

Debra Bushweit Galliani

AT LARGE BOARD  
MEMBERS:

Vincent Darmali  
Braulio Mena  
Shane Mullen



### STANDING COMMITTEES:

Show and Sale

Terri Straub

Programs

M.A. Bjarkman/Braulio Mena

Finance Chair

Jim Hanna

Mini-Show Coordinator

Terri Straub



### Communications Chair

Mike Short

Webmaster

Mike Short

Newsletter

Clifton Wong

Publicity

Ann Nye

Facebook

Laurel Woodley

Instagram

Caitlin Rubia



### Membership Chair

Sally Fasteau

COMMITTEE MEMBERS  
(TASKED):

Speaker Coordinator

M.A. Bjarkman

LIAISONS:

CGCI

Lou Hagemcier

CSSA

M.A. Bjarkman

