



PRICKLY NEWS

SOUTH COAST CACTUS & SUCCULENT SOCIETY NEWSLETTER | AUG 2023



A number of us attended the CSSA convention in Colorado Springs July 12-17. I wanted to share with you the impressions/learnings/pearls/quotes that we took away from the convention experience.

- The presenters were informative and encouraging. The Colorado Springs location with its mountains and blue skies was inspiring. It was good to have an opportunity to add plants and pots to our collection

- “Happy roots, Happy shoots”-A reminder to keep your roots healthy with good air circulation, oxygenation, nutrients (don't forget about micronutrients to enhance enzymatic function) and attention to pH when watering for proper absorption of nutrients
- Speaking of roots-repot plants to keep them healthy.
- Know what your roots do: Glucose storage, provide hormones, root hairs extend the absorption surface area, maximizing function.
- The proper way to propagate seeds - sterilized soil, (Pasteurize soil by baking at 180 degrees for thirty minutes or microwave for a minute) cover with horticultural sand, always moist, above 80 degrees, preferably in baggie.
- In soil preparation, use less organic material, more Pumice (or Perlite).
- When propagating or trimming a plant, cutting through the meristem can result in more growing points.
- “Nothing functions without Biology”-consider interactions of natural processes in your work with plants.
- Conservation of plants includes more than preventing poaching. Propagation of at risk plants, growing from seed, encouraging Botanic Gardens to set aside areas for propagation and growing endangered plants, holding plant swaps, creating spaces of land free of development where endangered plants can thrive.
- Taxonomy-when you talk about a species you must include the name of the genus and its specific epithet with it in order to be correct. That epithet is the second word of the binomial name.

Many plants are flowering and I encourage you to send me photos of your plants in all their glory to present at the meeting, on Facebook or in the Newsletter. This is a way to show off your plants when they are doing something exciting. Just send to minnicap@icloud.com.

Bring your plants to the Minishow of the month clean and free of pests. This month's plants are Cactus: *Astrophytum* and Succulent: *Sedum* (including *Phedimus*), *Sempervivum*, *Pachyphytum*.

The August 13th speaker will be **Russell Ray** on “Nature's Geometry: Succulents”. Come and appreciate the visual wonder of succulents with his amazing photos.

Hope to see you there!

Maria

GUEST SPEAKER OF THE MONTH

Russel Ray

August 13, 1:30 pm



“Nature's Geometry: Succulents”



To learn more visit southcoastcss.org



Like us on our [facebook page](#)





Follow us on Instagram,
https://www.instagram.com/_sccss/

IN THIS ISSUE

PRESENTER OF THE MONTH	2
JUNE MINI SHOW WINNERS	3
MONTHLY CACTUS	5
MONTHLY SUCCULENT	7
LATIN LOOKUP	13
MINISHOW STANDINGS	14
MINISHOW PLANT CALENDAR	15
BOARD OF DIRECTORS	16
EVENTS	16

“Nature’s Geometry: Succulents”

BY RUSSEL RAY



Russel uses the Fibonacci sequence of numbers to look at the shape of plants, the number of plant ribs, the number of spines in areoles, golden angles, phyllotaxis (the divergence angle), golden triangles, Fibonacci triangles, golden squares, golden rectangles, circles, fractals, and, most fascinating to him, golden spirals. He brings a selection of live succulents showing nature’s geometry and will have copies for sale of his just-published book, *“Nature’s Geometry: Succulents”* a soft-cover book with over 600 pictures in 174 pages, discounted to \$25 at the meeting.

Russel is from Kingsville, Texas, where he was born and raised by his paternal grandmother and has lived in the San Diego area since April 1993. He has been self-employed his entire life, mostly as a “serial entrepreneur” specializing in getting companies through startup and growth phases. He has worked or owned businesses in grocery export, antique restoration, roofing, landscaping, international & wireless telecommunications, heating & cooling, computer sales, writing & editing, typing & desktop publishing, construction, real estate agent, real estate investing & renovating, project management, business consultant, home inspector, photographer, and author.

A short Russel Ray timeline:

1962—Received his first plant, a heartleaf ivy (*Philodendron cordatum*), from his first grade teacher.

1966—Got started in photography as a volunteer elementary school events photographer.

1968—Created a 100-square-foot cactus rock garden in his grandmother’s yard.

1973—Became fascinated with the Fibonacci sequence of numbers and how they are expressed in nature.

2017—Retired and started learning the scientific names for all his favorite plants.



SCSS Mini-Show JULY Winners

Open Succulent



1st: Maria Capaldo
Dyckia marnier-lapostollei



2nd: Maria Capaldo
Dyckia Hybrid



2nd: Phyllis DeCrescenzo
Deuterocohnia brevifolia



3rd: Maria Capaldo
Dyckia
'White Whiskers'



Intermediate Succulent



1st: Anita Caplan
Deuterocohnia brevifolia




2nd: Bernard Johnson
Dyckia
Bill Baker Hybrid



2nd: Jackie Johnson
Guzmania sanguinea



3rd: Anita Caplan
Dyckia Hybrid



3rd: Jackie Johnson
Neoregelia 'Milagro'



Novice Succulent



1st: Carlos Aburto
Dyckia Hybrid



2nd: Carlos Aburto
Billbergia 'Darth Vader'



2nd: Martha Bjerke
Dyckia 'Brittle Star'



3rd: Martha Bjerke
Dyckia remotiflora





SCSS Mini-Show JULY Winners

Open Cactus



1st: Sally Fasteau
Melocactus conoideus



2nd: Maria Capaldo
Melocactus ernestii



3rd: Maria Capaldo
Melocactus matanzanus



Intermediate Cactus



1st: Bernard Johnson
Melocactus matanzanus




2nd: Terri Straub
Melocactus violaceus




3rd: Terri Straub
Melocactus curvispinus




Novice Cactus



1st: No Entries



2nd: No Entries



2nd: No Entries





AUGUST

Monthly Cactus: ASTROPHYTUM

Monthly Cactus: Astrophytum

The **Astrophytum** genus is comprised of 4 species of globose to short cylindrical cacti and one sprawling, octopus-like member. The first four were discovered between the years 1828 and 1845. Two of these are spineless and two have prominent spines. While each species is quite distinct, one from another these four feature a star-shaped appearance when viewed from above. Hence the name astrophytum, which means star plant. Astrophytum species have been frequently compared to marine life, in particular Astrophytum asterias for its striking similarity to sea urchins.

The fifth member of this group was newly discovered in 2001. *Astrophytum caput-medusae* is quite distinct from the other members of the genus and actually very distinct from all other cacti genera as well. Hence, many enthusiasts feel it should be part of its own genus and consider it to be the sole species in the genus Digitostigma. The name Digitostigma describes the long digit-like tubercles that grow something like an octopus.

Despite the noticeable differences, all 5 species including caput-medusae feature a sort of flocking of white trichomes (or bumps) on the epidermis. Although in cultivation some forms are bred for their lack of flocking. Plants in this genus also all have yellow flowers with fuzzy floral tubes. Some have a red-centered flower, all are radially symmetric and eventually turn into dry, fuzzy seed pods bearing relatively large, black seeds that are among the easiest to germinate.

[Ed: Many wonderful hybrids and cultivars have been produced in Japan, particularly those of *A. asterias* and *A. myriostigma*. 'Super Kabuto' to the right is one example.]



Astrophytum asterias
in flower



Astrophytum asterias var.
nudum



Astrophytum asterias
'Super Kabuto'



Astrophytum asterias with
flower



Astrophytum capricorne



Astrophytum caput medusae



By Tom Glavich



Monthly Cactus: Astrophytum

The four original astrophytum members have been extremely popular in cultivation and numerous exotic hybrids have been created that accentuate various features such as amount of flocking, number of ribs, lack of spines, etc. With the uniqueness of caput-madusae coupled with it's late discovery, it is currently one of the most sought after cactus species by collectors world-wide. And in that sense, it fits in quite well with the other astrophytum species.

Astrophytum is a Chihuahuan desert native occurring in north/central Mexico and southern Texas, USA. The generic name "Astrophytum" derives from the Greek words astron, meaning a "star" and phyton, meaning "plant". The Genus name implies: "star plant".

Monthly Cactus: Astrophytum



Astrophytum coahuilense



Astrophytum myriostigma



Astrophytum myriostigma
subsp. *nudum*



Astrophytum myriostigma



Astrophytum ornatum



Astrophytum ornatum



By Tom Glavich



AUGUST

Monthly Succulent: Sedum

NOTE: The mini-show has a policy of only allowing one plant per pot. However the rule will be relaxed for this month's succulents. Both Sedum and Pachyphytum have the ability to grow new plants from leaves that drop in the pot. In addition they have the ability to root when a stem leans and touches the soil surface. Sempervivum have a tendency to produce multiple rosettes that appear connected to the mother. These habits make it hard to define what is a single plant.


Sedum is a wonderful genus. It contains miniatures from the Italian Alps, ground covers from Japan, tree-like specimens from Mexico, Echeveria impostors and little weedy things from all over. Most are easily grown, many are tolerant of extreme cold, and are as much a part of the rock gardening and alpine plant communities as they are the cactus and succulent world. There are few plants that can withstand out-and-out abuse better than some of the small ground-hugging Sedum.

Many of the smaller Sedums make excellent ground cover. These plants are often available in flats or six-packs at nurseries that specialize in landscape plants. They are not often seen in small pots, although they make excellent pot specimens, accents for a dish garden or drapes for hanging planters. When well staged, many are trophy table competitors at all of our local shows.

Sedum is one of the genera of Crassulaceae, with over 400 species. The plants are mostly northern hemisphere plants, with significant endemic groups in East Asia, North America and Europe/West Asia. There are about 120 Mexican Sedums. In general, Sedum can be identified by opposite leaves and five-pointed flowers; however, there are numerous exceptions here as well.

Sedums are apparently in active evolution, with many "near Sedums" in very closely related genera. The genus as a whole is still poorly studied and explored.

Monthly Succulent: Sedum




Sedum adolphii



Sedum allantoides



Sedum australe



Sedum burrito



Sedum lucidum



Sedum morganianum



By Tom Glavich




AUGUST

Monthly Succulent: Sedum

Sedum booleanum from Nuevo León is one of the smallest-leaved interesting species. This is a recently described species, first appearing in 1996. The leaves are opposite, forming a neat, white, cruciform head when viewed from above. It branches freely and is easily grown. This plant is just coming into cultivation, and is still hard to find.

All of the woody species want excellent drainage, with nearly pure pumice providing the best growth conditions, as long as they are kept fertilized and frequently watered in the summer months.

Monthly Succulent: Sedum




Sedum adolphi



Sedum palmeri



Sedum praealtum



Sedum rubrotinctum
Aurora



Sedum stahlii



By Tom Glavich



Monthly Succulent: Phedimus

Phedimus. Recent DNA analysis has resulted in the reclassification of a few Sedum into different genera, one of them being Phedimus. Those renamed were mostly the 'stonecrop' type of Sedum from Europe and Asia.



Phedimus stellatus [Photo by Ray Stephenson]



Phedimus subcapitatus [Photo by Cheng-Tao Lin]

Monthly Succulent: Phedimus



Phedimus takesimensis 'Atlantis' [Photo by RHS]



Phedimus spurius 'Voodoo' [Photo by High Country Gardens]



Phedimus spurius variegata [Photo by Galiplant]



Phedimus spurius



Phedimus ellacombeanus



By Tom Glavich



Monthly Succulent: Pachyphytum

Pachyphytum is a genus containing about a dozen of Mexican species of succulents related to Echeveria. The main attraction of these species are the softly colored leaves, generally covered with a powdery bloom. The genus name Pachyphytum comes from the Greek for 'thick leaves'.

The flowers are small, not very interesting. They are followed by tiny seed pods. The Pachyphytum are generally propagated by leaf cuttings.

Pachyphytum tend to be more resistant to extreme temperature than Echeveria, they can generally bear 20°F (-7°C) for short periods, and tend to be more heat resistant.

Monthly Succulent: Pachyphytum



Pachyphytum bracteosum



Pachyphytum clavifolia




Pachyphytum coeruleum



Pachyphytum compactum



Pachyphytum longifolium



Pachyphytum oviferum



Pachyphytum 'Garnet Fudge'



Pachyphytum glutinicaule



By Tom Glavich



Monthly Succulent: Sempervivum

Sempervivum is a genus of about 40 species of flowering plants in the Crassulaceae family. Common names include liveforever and hen and chicks, a name shared with plants of other genera as well. They are succulent perennials forming mats composed of tufted leaves in rosettes. In favorable conditions they spread rapidly via offsets, and several species are valued in cultivation as groundcover for dry, sunny locations.


Sempervivum exist from Morocco to Iran, through the mountains of Iberia, the Alps, Carpathians, Balkan mountains, Turkey, the Armenian mountains, in the northeastern part of the Sahara Desert, and the Caucasus. Their ability to store water in their thick leaves allows them to live on sunny rocks and stony places in the mountain, subalpine and alpine belts. Most are hardy to US zone 4, and will handle warm climates to about zone 8.

The name Sempervivum has its origin in the Latin *semper* (“always”) and *vivus* (“living”), because this perennial plant keeps its leaves in winter and is very resistant to difficult conditions of growth. The common name “houseleek” is believed to stem from the traditional practice of growing plants on the roofs of houses to ward off fire and lightning strikes.


Monthly Succulent: Sempervivum



Sempervivum arachnoidum
'Red Cobweb'



Sempervivum simsii



Sempervivum arachnoidum
'Cebennense'



Sempervivum 'Fuego'



Sempervivum 'Maytime'



Sempervivum 'Hekla'



By Tom Glavich



Monthly Succulent: Sempervivum

Sempervivum grow as tufts of perennial but monocarpic rosettes. Each rosette propagates asexually by lateral rosettes (offsets, “hen and chicks”), by splitting of the rosette or sexually by tiny seeds.

Typically, each plant grows for several years before flowering. Their hermaphrodite flowers have first a male stage. Then the stamens curve themselves and spread away from the carpels at the center of the flower, so self-pollination is rather difficult. The color of the flowers is reddish, yellowish, pinkish, or (seldom) whitish. After flowering, the plant dies, usually leaving many offsets it has produced during its life.

Monthly Succulent: Sempervivum



Sempervivum 'Pruhonice'



Sempervivum 'Pekinese'



Sempervivum tortuosum



Sempervivum tectorum



By Tom Glavich

Latin Lookup

Loquerisne Latine (Do you speak Latin)? The meanings of latin plant names on the previous pages – from <http://davesgarden.com/guides/botanary/>

Cactus

asterias [ass-TEER-ee-as] Starred.

Astrophytum [ass-troh-FY-tum] From the Greek astro (star) and phyto (plant).

capricorne [kap-ree-KOR-nee] Like a goat's horn.

caput-medusae [KAY-put me-DOO-say, KAY-put me-DOO-see] Medusa's head, referring to the Greek mythological figure.

coahuilense [kwa-wee-LEN-see] Of or from Coahuila, Mexico.

myriostigma [my-ree-oh-STIG-muh] From the Greek myrios (many, countless) and stigma (thorn, point).

nudum [NEW-doom] Nude, naked.

ornatum [or-NAH-tum] Ornate, adorned.

Succulent

adolphi [ad-OL-fee-eye] Named for Adolphe-Thodore Brongniart, 19th century French botanist and scientist; a founder of modern paleobotany, he helped prove that pollen existed.

arachnoideum [a-rak-NOY-dee-um] Spider's web.

australe [aw-STRAL-ee] Of or from the south, or Australia.

balsamiferum [bal-sam-EE-fer-um] With a fragrant wax, resin.

bracteosum [brak-tee-OH-sum] Bract-bearing.

burrito [bur-REE-toh] Spanish diminutive of burro (donkey).

caespitosum [kess-pi-TOH-sum] Tufted.

clavifolia [klav-ih-FOH-lee-uh] Club leaved.

coeruleum [ko-er-OO-lee-um] Blue colored.

compactum [kom-PAK-tum] Compact.

ellacombeanum [el-la-komb-ee-AH-num] Named for Henry Nicholson Ellacombe, early 20th century gardener at Bicton Rectory (now Avon).

glutinicaule [gloo-tin-ih-KAW-lee] Sticky stem.

longifolium [lon-jee-FOH-lee-um] Long leaves.

lucidum [loo-sid-um] Bright, clear, lustrous.

morganianum [mor-gan-ee-AY-num] Named for Dr. Meredith Morgan, who first grew the species.

nussbaumerianum [nuss-baw-mer-ee-AH-nuh] Named for Nussbaumer.

oviferum [oh-VEE-fer-um] Egg-bearing.

Pachyphytum [pak-ee-FY-tum] Thick plant.

palmeri [PALM-er-ee] Named for Ernest Jesse Palmer, 20th century English-born American explorer and plant collector.

praecaltum [pray-AL-tum] Very tall.

rubrotinctum [roo-broh-TINK-tum] Red-dyed, because the leaves turn red in full sun.

Sedum [SEE-dum] Sedentary, to sit.

Sempervivum [sem-per-VEE-vum] Always living, living forever.

spurius [SPUR-ee-us] False.

stahlia [STAHL-ee-eye] Named for Christian Ernst Stahl, 19th century German botanist and professor at Jena.

stellatus [stell-AY-tus] With spreading, star-like rays.

subcapitatus [sub-kap-ih-TAY-tus] Almost a head; somewhat with heads.

takesimensis [tah-kes-ih-MEN-sis] Of or from the Takeshima islet (also known as Dok-do) in Korea.

tectorum [tek-TOR-um, TEK-tor-um] Referring to roof.

tortuosum [tor-tew-OH-sum] Twisted.

JULY

SCSS Mini-Show Standings

[Click here for sortable standings](#)

Novice Class	Cactus	Succulents	Total	Intermediate Class	Cactus	Succulents	Total	Open Class	Cactus	Succulents	Total
Aburto, Carlos	0	11	11	Caplan, Anita	2	15	17	Capaldo, Maria	25	45	70
Bjarkman, M.A.	7	6	13	Johnson, Bernard	31	26	57	DeCrescenzo, Phyllis	34	32	66
Bjerke, Martha	11	22	33	Johnson, Jackie	22	32	54	Duke, Gary	9	6	15
Cottrell, Diane	0	3	3	Lott, Lemono	1	19	20	Fasteau, Sally	9	5	14
Darmali, Vincent	12	9	21	Short, Mike	3	21	24	Gardner, Jim	20	27	47
Diaz, Gloria	2	4	6	Straub, Terri	40	27	67	Hanna, Jim	0	15	15
Dorsey, Martin	0	12	12					Woodley, Laurel	6	4	10
Galliani, Debra	10	1	11								
Marek, Robert	2	0	2								
Mena, Braulio	2	16	18								
Mullen, Shane	9	3	12								
Nisewaner, John	0	16	16								
Smiley, Barbara	0	2	2								
Tillotson, Joseph	0	1	1								
Unrine, Judy	0	1	1								

Mini-Show Rules

Exhibitors must be club members and must be present at the meeting in order to receive points. One name representing the same household must be used unless plants are grown separately. Mini-show coordinator will be consulted if there is any question of entry identity.

Any container may be used, including plastic, as long as it is clean. All plants must be groomed and free of pests and disease.

There are two plant categories, "Cactus" and "Succulents". Up to three plants per individual may be entered in each category.

There are three entry classes: "Novice", "Intermediate" and "Open". Only members new to the hobby would be expected to be in the novice class. After the November meeting, members' point totals will be reviewed by the Board of the Society. Novice members awarded

more than 64 points or winning at least 6 first place awards will be asked to move to the Intermediate class in both categories. Intermediate Members awarded more than 64 points or winning at least 6 first place awards, will be asked to begin showing in the Open class.

All plants must be grown by the exhibitor for a minimum of six months for novice and intermediate and one year for open class. An individual plant may be entered only once a year
Scoring:

First Place: 6 points

Second place: 4 points


Third place: 2 points

Placement: all entries that are not disqualified receive one point





Mini-Show Plant Calendar



Mini-Show Plants for 2023-2024

August 2023	Astrophytum	Sedum, Pachyphytum, Sempervivum
September 2023	Ariocarpus, Obregonia	Adenium, Adenia
October 2023	Copiapoa	Graptopetalum, Graptoveria, Pachyveria
November 2023	Crested and Monstrose	Crested and Monstrose
December 2023	HOLIDAY POTLUCK	HOLIDAY POTLUCK
January 2024	Mammillaria - Hooked Spines	Caudiciform (Beaucarnia, Calibanus, Dioscorea, Fockea, etc.)
February 2024	Coryphantha, Escobaria, Acharagma, Cochemia, Sclerocactus	Gasteria and hybrids
March 2024	Echinocereus	Dudleya, Cotyledon
April 2024	SHOW & SALE	SHOW & SALE
May 2024	Eriosyce, Neoporteria, Neochilenia, Islaya	Crassula
June 2024	Gymnocalycium	Pachypodium
July 2024	Ferocactus, Leuchtenbergia	Kalanchoe

Upcoming Events

[Click here for Full List](#)




South Coast C&SS monthly meeting
August 13, 2023 @ 1:00 pm - 4:00 pm PDT

South Coast Botanic Garden,
Frances Young Hall
26300 Crenshaw Blvd.,
Palos Verdes Peninsula, CA,

PRESENTER FOR JULY:

Russel Ray
"Nature's geometry: Succulents"



South Coast C&SS monthly meeting
September 10, 2023 @ 1:00 pm - 4:00 pm
PDT

South Coast Botanic Garden,
Frances Young Hall
26300 Crenshaw Blvd.,
Palos Verdes Peninsula, CA,

PRESENTER FOR SEPTEMBER:

Peter Walkowiak
Soil and Staging Workshop



Long Beach Cactus Club
Annual Auction 2023
October 1 @ 1:00 pm - 3:30 pm PDT

Oct 1, 1pm-3:30pm
Info. call 714-553-6914
Women's Club of Bellflower, 9402 Oak
St., Bellflower, CA 90706

[For more information and to learn more](#)



2023 Board of Directors

OFFICERS:

President

Maria Capaldo

Vice President

Terri Straub

Treasurer

Bernard Johnson

Secretary

Debra Bushweit Galliani

AT LARGE BOARD
MEMBERS:

Vincent Darmali
Braulio Mena
Shane Mullen



**STANDING
COMMITTEES:**

Show and Sale

Terri Straub

Programs

M.A. Bjarkman/Braulio Mena

Finance Chair

Jim Hanna

Mini-Show Coordinator

Terri Straub



Communications Chair

Mike Short

Webmaster

Mike Short

Newsletter

Clifton Wong

Publicity

Ann Nye

Facebook

Laurel Woodley

Instagram

Caitlin Rubia



Membership Chair

Sally Fasteau

COMMITTEE MEMBERS
(TASKED):

Speaker Coordinator

M.A. Bjarkman

LIAISONS:

CGCI

Lou Hagemcier

CSSA

M.A. Bjarkman

