



# PRICKLY NEWS

SOUTH COAST CACTUS & SUCCULENT SOCIETY NEWSLETTER | APR 2023



## SHOW AND SALE:

The BIG EVENT is here! The 2023 Show and Sale will be at the Palos Verdes Art Center on April 15-16th. Hours will be 9 am to 4 pm both days and admission is free. Set-up is on Friday, April 14th 12 pm until 5 pm. We depend on you, our members to publicize the event. Please encourage your friends and neighbors to attend. You may distribute postcards, and send the E mail announcement to them.

- **Society Show Tables:** There will be Society Show Tables, where you may bring your plants to show. Points will be awarded toward your Mini Show count for up to 5 plants exhibited. See the article on staging in this Newsletter for some hints on getting your plants ready. Entry slips will be on the tables for you to put your name and the plant name. There will be no individual tables due to space constraints.

- **Society Sale Table:** Donate your plants to sell at the Society Sale Table! These plants need to be brought on Friday so they may be priced and labelled. Please provide names for your donated plants if you know them. Bring your plants to the Holding table. You may also contact me ([minniecap@icloud.com](mailto:minniecap@icloud.com)) if you have any plants to donate and are unable to bring them on Friday.

- **Volunteers:** Anyone who has not already signed up to volunteer Friday, Saturday or Sunday, please contact Terri Straub, [terriStraub@me.com](mailto:terriStraub@me.com) or text/call: 424-445-9222. For those who work all day, over the weekend, lunch will be provided.

**I hope to see you all at the sale!**  
Maria Capaldo


## April 15 and 16

9 am -4 pm




### The South Coast Cactus & Succulent Society Show and Sale






[To learn more visit southcoastcss.org](https://www.southcoastcss.org)



[Like us on our facebook page](#)



Follow us on Instagram,  
[https://www.instagram.com/\\_scss/](https://www.instagram.com/_scss/)

## IN THIS ISSUE

VOLUNTEERS FOR SHOW AND SALE	2
STAGING FOR SHOW AND SALE	3
MINI SHOW SUCCULENT WINNERS	4
MINI SHOW CACTUS WINNERS	5
MINI SHOW STANDINGS	6
MINI SHOW CALENDAR	7
EVENTS	8
BOARD OF DIRECTORS	8



**It's Time!**

## **The 2023 SCCSS Show and Sale**

### **SHOW AND SALE VOLUNTEER JOBS FOR 2023**

This is a list of job descriptions for the upcoming **Show and Sale, April 15-16th**. Our success depends on your participation. Please read this over to find a job you would like to do. We welcome all to sign up for shifts: Friday after noon, Saturday and/or Sunday, 9 am - 12:30 pm or 12:30 pm - 4 pm. Two hour shifts are also available. For information or to sign up for a time slot contact: Terri Straub, [terriStraub@me.com](mailto:terriStraub@me.com) or text/call: 424-445-9222.

#### **FRIDAY SETUP**

Arrive Friday, April 14th at 12:00PM to help arrange the tables, put up signs, organize show. **SOCIETY SALE TABLE:** These are plants society members have donated. The table needs to be set up with tablecloths and plant tags name and price labels by Friday afternoon. (All are provided by the society.) Members can bring in their plants starting Friday afternoon to a holding area and then volunteers will assure all are clean and pest free, with labels stating name and price. Saturday morning help arrange the plants on the table and make sure they are pest free. On Saturday and Sunday, keep an eye on the plants, answer general questions about the plants and keep table looking nice.

#### **CASHIERS**

Check out buyers by ringing up the cost on the tags, adding up the total with tax and collecting cash and checks. Experience with a cash register advised. Credit card person will run the cards and give receipts.

#### **TAG PULLERS**

We need many people for this job. Tags pullers will pull the tags from plants, count them and make sure that number matches the number of plants to be purchased, and then pass the tags to the cashier.

#### **HOSPITALITY/MEMBERSHIP**

Volunteers will help with new memberships, answer general questions, and direct guests to features of the event.

#### **PRESALE PLANT HOLDING AREA**

These volunteers will help watch that buyers only take their plants and not pick and choose from other people's plants in the holding area. Can be a sitting job.

#### **CLEAN UP**

At 4 PM Sunday we close the show/sale. We need volunteers to help take down signs, clean off tables, sweep and general clean up. Pack up rented tables, if any.





## Staging a Plant for Show

Staging is a term for how the plant is displayed, whether it be for a show, competitive or not, or for the home and garden. In this article I identify some considerations to keep in mind when you repot your plants for show.

**Choosing a show plant:** A show plant should be free of obvious infestations, scars, and discoloration, because these factors are indications of the condition and health of the plant. Choose a mature plant with uniform growth and not overly etiolated (leggy).

**Time of Year to Repot:** <https://southcoastcss.org/dormancy/>. For summer growing plants, potting in late April or May into summer, lessens the chances of fungus attacking the damaged or cut roots. Pot up winter-growers in late September into October, preferably prior to the first rains.

**Preparing the plant:** Clean the roots (get rid of old soil, dead or rotting roots, and weeds), then cut off dead or excessive roots and inspect roots for infestation. Presence of a long tap root will give you a better estimate of the correct pot to use. Remove cobwebs, loose soil, unsightly water spots from the plant itself. Succulents may require shaping with a pruner to enhance the appearance. It is best to totally re-shape a plant either a few weeks before or after repotting, once roots are established.

**Choosing a pot:** Some plants grow quite well in plastic, but if the planned location is in direct sun all day, a plastic pot is more likely to overheat the plant. However, plastic pots will dry out less quickly and therefore need less frequent watering. Ceramic pots hold more moisture if glazed inside and out or if very thick. Thinner ceramic will hold less water and if not glazed inside are ideal for cacti. Terracotta pots dry out the fastest and are a good choice if you can be attentive to watering. Typically, a judged show will favor pots that are ordinary clay, stoneware, or ceramic over plastic. Inspect your pot for chips or cracks, unsightly stains, or salt deposits. Clean the pot thoroughly, (soak in a vinegar solution or use WD-40 to remove salt deposits). Choose a pot that is a complementary size, shape, and color for the plant. Remember, you are displaying the plant, not the pot. Try to avoid very light colors that detract from the plant. Ideally, the pot is large enough to give the plant room to grow while not overwhelming the plant for show.

**Potting up:** Cover the drainage hole with thin screen or porous paper, enough to let out water, but to retain loose soil. Fill the bottom of the pot with new soil, then place the plant with its best face forward. In a rectangular pot, this would be along the broader side. The plant should be raised above the level of the rim of the pot and held in place while placing remaining soil up to a cm below the rim of the pot. Judged shows require one plant per pot unless you are creating a dish garden. Pups growing off a main plant, underground connections via rhizomes, or above ground via stolons, all constitute one plant. However, if you separate these pups off the main plant and plant them separately, it becomes a dish garden.

**Top Dressing:** Bare soil does not show well, so addition of top dressing is highly recommended as it gives a well-groomed effect. In a large pot, the plant may be enhanced by placement of rocks, as this simulates natural habitat. Choose rocks that complement and stabilize the plant. Use an odd number of rocks in random placement placed partially beneath the soil. Top dressing should then be placed and may consist of clean gravel, natural looking pebbles, lava rock, coarse sand or decomposed granite. It should never detract from or clash with a plant. Avoid very light or bright colored top dressing that can distract judges and make photography more difficult. The top dressing should reach the rim of the pot. Lastly, remove the tag, place the correct name on the entry show slip and tape the tag to the bottom of the pot so you don't lose it. Step back from your plant, make any adjustments and observe the final result. Your plant is now ready to show!



MARCH

# SCSS Mini-Show MARCH SUCCULENT Winners

## Open Succulent



1st: Jim Gardner  
*Mangave 'Lavender Lady'*



2nd: Phyllis DeCrescenzo  
*Agave americana f. medio picta alba*



3rd: Gary Duke  
*Agave albopilosa*

## Intermediate Succulent



Terri Straub  
*Agave horrida*



2nd: Jackie Johnson  
*Agave Hybrid ('Bloodspot' x potatorum)*



3rd: Mike Short  
*Agave 'Joe Hoak'*

## Novice Succulent



1st: John Nisewaner  
*Agave victoriae-reginae*



2nd: Martha Bjerke  
*Agave applanata*



3rd: Barbara Smiley  
*Mangave*



# SCSS Mini-Show MARCH CACTUS Winners

## Open Cactus



1st: Jim Gardner  
*Kroenleiniam (=Echinocactus) grusonii*  
var. *inermis*



2nd: Jim Gardner  
*Kroenleinia (=Echinocactus)*  
*grusonii*



3rd: Maria Capaldo  
*Kroenleinia (=Echinocactus) grusonii*  
var. *albispina*

## Intermediate Cactus



1st: Terri Straub  
*Echinocactus horizonthalonius*




2nd: Bernard Johnson  
*Kroenleinia (=Echinocactus)*  
*grusonii*




3rd: Terri Straub  
*Echinocactus texensis*


## Novice Cactus



1st: No Entries



2nd: No Entries



3rd: No Entries



**MARCH**

## SCSS Mini-Show Standings

[Click here for sortable standings](#)

Novice Class	Cactus	Succulents	Total	Intermediate Class	Cactus	Succulents	Total	Open Class	Cactus	Succulents	Total
Bjarkman, M.A.	6	0	6	Caplan, Anita	2	4	6	Capaldo, Maria	8	10	18
Bjerke, Martha	0	16	16	Johnson, Bernard	14	9	23	DeCrescenzo, Phyllis	13	15	28
Cottrell, Diane	0	3	3	Johnson, Jackie	13	21	34	Duke, Gary	2	3	5
Diaz, Gloria	2	4	5	Lott, Lemono	0	2	2	Fasteau, Sally	3	5	8
Dorsey, Martin	0	11	11	Short, Mike	1	9	10	Gardner, Jim	19	21	40
Galliani, Debra	10	1	11	Straub, Terri	12	20	32	Hanna, Jim	0	7	7
Mena, Braulio	0	4	4					Woodley, Laurel	6	0	6
Mullen, Shane	6	3	9								
Nisewaner, John	0	16	16								
Smiley, Barbara	0	2	2								
Tillotson, Joseph	0	1	1								
Unrine, Judy	0	1	1								

### Mini-Show Rules

Exhibitors must be club members and must be present at the meeting in order to receive points. One name representing the same household must be used unless plants are grown separately. Mini-show coordinator will be consulted if there is any question of entry identity.

Any container may be used, including plastic, as long as it is clean. All plants must be groomed and free of pests and disease.

There are two plant categories, "Cactus" and "Succulents". Up to three plants per individual may be entered in each category.

There are three entry classes: "Novice", "Intermediate" and "Open". Only members new to the hobby would be expected to be in the novice class.

After the November meeting, members' point totals will be reviewed by the Board of the Society. Novice members awarded more than 64 points or winning at least 6 first place awards will be asked to move to the Intermediate class in both categories. Intermediate Members awarded more than 64 points or winning at least 6 first place awards, will be asked to begin showing in the Open class.

All plants must be grown by the exhibitor for a minimum of six months for novice and intermediate and one year for open class. An individual plant may be entered only once a year

#### Scoring:

First Place: **6 points**

Second place: **4 points**

Third place: **2 points**

**Placement:** all entries that are not disqualified receive one point





# Mini-Show Plant Calendar



## Mini-Show Plants for 2023-2024

April 2023	2023 SCCSS SHOW & SALE	2023 SCCSS SHOW & SALE
May 2023	Notocactus, Parodia	Euphorbia (not from Madagascar)
June 2023	Opuntia, Tephrocactus, Cyllindropuntia, Austrocyllindropuntia	Cissus, Cyphostemma
July 2023	Melocactus	Bromeliaceae (other than Tillandsia)
August 2023	Astrophytum	Sedum, Pachyphytum, Sempervivum
September 2023	Ariocarpus, Obregonia	Adenium, Adenia
October 2023	Copiapoa	Graptopetalum, Graptoveria, Pachyveria
November 2023	Crested and Monstrose	Crested and Monstrose
December 2023	HOLIDAY POTLUCK	HOLIDAY POTLUCK
January 2024	Mammillaria - Hooked Spines	Caudiciform (Beaucarnia, Calibanus, Dioscorea, Fockea, etc.)
February 2024	Coryphantha, Escobaria, Acharagma, Cochemiea, Sclerocactus	Gasteria and hybrids
March 2024	Echinocereus	Dudleya, Cotyledon

## Upcoming Events

[Click here for Full List](#)



South Coast C&SS  
Show and Sale 2023

April 15–April 16  
9:00 am–4:00 pm PST

Palos Verdes Art Center  
5504 Crestridge Rd.  
Rancho Palos Verdes, CA

NOTE NEW DATE !!  
April 15-16, 9 am - 4 pm



Los Angeles C&SS – Sale 2023  
April 22 @ 9:00 am - April 23 @ 3:00 pm PDT

Sepulveda Garden Center  
16633 Magnolia Blvd.,  
Encino, CA

Sat. 9am-4pm, Sun. 9 am-3 pm  
Info. <http://lacactus.com>



Palomar C&SS – Show and Sale 2023  
April 22 @ 9:00 am - April 23 @ 3:00 pm PDT

San Diego Botanic Garden  
230 Quail Gardens Drive,  
Encinitas, CA  
APR. 22-23

San Diego Botanic Garden,  
admission required  
Sat. 9 am-5 pm, Sun. 10 am-3 pm  
Info. [rwkopfstein@gmail.com](mailto:rwkopfstein@gmail.com)

[For more information and to learn more](#)



## 2023 Board of Directors

### OFFICERS:

President

Maria Capaldo

Vice President

Terri Straub

Treasurer

Bernard Johnson

Secretary

Debra Bushweit Galliani

AT LARGE BOARD  
MEMBERS:

Vincent Darmali

Braulio Mena

Shane Mullen



### STANDING COMMITTEES:

Show and Sale

Terri Straub

Programs

M.A. Bjarkman/Braulio Mena

Finance Chair

Jim Hanna

Mini-Show Coordinator

Terri Straub



### Communications Chair

Mike Short

Webmaster

Mike Short

Newsletter

Clifton Wong

Publicity

Ann Nye

Facebook

Laurel Woodley

Instagram

Caitlin Rubia



### Membership Chair

Sally Fasteau

COMMITTEE MEMBERS  
(TASKED):

Speaker Coordinator

M.A. Bjarkman

LIAISONS:

CGCI

Lou Hagemcier

CSSA

M.A. Bjarkman

