



# PRICKLY NEWS

SOUTH COAST CACTUS & SUCCULENT SOCIETY NEWSLETTER | January 2022

**Kelly Griffin** **ZOOM PRESENTATION**  
**JANUARY 9, 2022**

**Oaxaca meanderings in search of succulents, plants, adventure and fun.**



**I wish you all a Happy New Year.**

**MEETINGS:**

I am looking forward to meeting in person this year, with precautions if necessary. Our January 9th meeting will be a Zoom meeting and thereafter we are being cautious about meeting in person. If we meet in person, the February,

March and May meetings will be on the second Sunday of the month at the Peninsula Center Library, Community Room. We will resume meeting at the South Coast Botanic Garden in the Frances Young Auditorium in June. The dates will vary. As you can see, we will be changing venues and dates of the month that we will meet, so please use the website as a guide to the meeting schedule under the Events page.

**SHOW AND SALE:** The 2022 Show and Sale will be at the Palos Verdes Art Center on April 23-24th. We will no longer be holding the Show and Sale at the Garden since that has not been made available to us. So if the Art Center works well for our event, it will continue there. Please remember: when you pot a plant, save good cuttings to pot up for the sale!

**CALL FOR PHOTOS:** The Mini Show genera for the January 9th meeting are Cactus: Single headed Mammillaria and Succulent: Lithops and Conophytum. E-mail photos of your plants to me at [minniecap@icloud.com](mailto:minniecap@icloud.com) by January 7th so I may present them at the upcoming Zoom meeting. I hope to see plants in person later this year!!!

**DUES:** We are collecting dues (\$20 per person) and ask that you please submit the membership form that is on the link on our website:

<https://southcoastcss.org/wp-content/uploads/2021/12/membership-Application-2022-ms-20211209.pdf>

You may complete the form on your computer which will make it more legible for Sally, our membership chair, to read. Then print and mail it to our Treasurer (address on the form). Dues are not pro-rated and are for each individual.

**JANUARY 9TH MEETING:** I am looking forward to hearing and seeing Kelly Griffin's presentation on "Oaxaca meanderings in search of succulents, plants, adventure and fun." Kelly is well travelled, always fun to hear and very informative.

See you there! *Maria*

**SHARE YOUR GARDEN OR YOUR FAVORITE PLANT**





E-mail me with photos of your garden and/or plants that we can publish as a way of staying connected.  
[minniecap@icloud.com](mailto:minniecap@icloud.com)

**CSSA publishes a free quarterly e-newsletter.**  
**To receive your complimentary copy, click the link below**



<https://mailchi.mp/eef901b778cf/z8k1tpng1v>

 [To learn more visit southcoastcss.org](https://southcoastcss.org)

 [Like us on our facebook page](#)

 Follow us on Instagram, [\\_sccss\\_](#)

**IN THIS ISSUE**

PRESENTER OF THE MONTH	2
SCCSS MEMBERSHIP FORM	3
WHAT'S IN YOUR GARDEN?	4
MONTHLY CACTUS	5
MONTHLY SUCCULENT	7
LATIN LOOKUP	9
MINI SHOW DECEMBER PLANTS	10
MINI SHOW PLANT CALENDAR	14
MINI SHOW FINAL STANDINGS	15
EVENTS	16
BOARD OF DIRECTORS	16

# Oaxaca meanderings in search of succulents, plants, adventure and fun.

BY KELLY GRIFFIN



Kelly is recognized for being a succulent plant hybridizer, propagator and avid plant explorer. His interest in plants particularly succulent plants, started at a fairly young age (11) Since then Kelly has traveled to 20+ countries, visiting Madagascar 5 times and Mexico 40+ times covering 28 of the 32 Mexican states. His father worked for United Airlines which allowed for many, many family trips. His mother worked as a florist for a time when Kelly was a kid. When you put the two together, this equals, "Plant Explorer." Besides working at NurseryLand, he had a landscaping business, worked as the Curator of Succulents at Rancho Soledad Nursery for 11 years and he is currently working for Altman's Plants as Succulent Plant Development Manager.



He has become well known for his hybridizing and is responsible for over 100 succulent hybrids now in the trade, including Aloes, Agaves and Echeverias. His specialty that he is well known for are his Aloe hybrids that are 30 years in the making (Pink Blush, Delta lights, Christmas Sleigh and Coral Fire etc) and some Agave hybrids and selections too (Blue Glow, Snow Glow Cubic, Black and Blue, Dragon toes, Spawn, and Crème Brûlée to name just a few). He is also responsible for obtaining seed from many interesting species and propagating the seed for all to enjoy in cultivation.

Kelly has been a member of the San Diego Cactus and Succulent Society since 1992. He has been on the board of Directors for the SDCSS for more than 10 years, 4 of which he was President and 2 as Vice-President. He was honored to be named a Fellow of the San Diego Society.

Kelly also serves on the board of the Cactus and Succulent Society of America.

He has been a member of the San Diego Cactus and Succulent Society since 1992 and he has been on the board of Directors for the SDCSS for more than 10 years, 4 of which he was President and 2 as Vice-President.

Kelly was honored to be named a Fellow of the San Diego Society.





## South Coast Cactus and Succulent Society Membership Application

**New and Renewing Members:** You can either fill in the information on a computer then print, or print first then write in the information. Please sign after printing.

Make check payable to: **SCCSS**  
Mail form and payment to: **Bernard Johnson,**  
**629 18<sup>th</sup> Street, Manhattan Beach, CA 90266**

Date mm/dd/yy:

Name:

Address:

City:  State:  Zip:

Email Address:  Phone:

Our membership year begins January 1 and ends December 31.

- \$20.00 Membership: Renewal or New Member
- Lifetime Member Honoree: No Charge
- I am a Member of CSSA – Cactus and Succulent Society of America

The above information will be included in our Membership Directory (for use by members only). If you wish to exclude any of the above information from the Directory, please indicate your exclusions here.

Do not publish my:  Email  Phone  Address

SCCSS is a 501 3C organization. In addition to your dues you may make an optional charitable donation to support our philanthropic endeavors as well as the operating expenses of the organization. If you choose to do so, please indicate the amount \_\_\_\_\_. You will receive a donation receipt. Thank you.

I agree to have my information published in the Membership Directory with noted exceptions.

\_\_\_\_\_  
Signature Date: \_\_\_\_\_

Sally Fasteau, Membership Chair  
[sallyfasteau@cox.net](mailto:sallyfasteau@cox.net)  
310-544-1313

ms-20211209

Date \_\_\_\_\_ Check # \_\_\_\_\_ Cash \_\_\_\_\_ Amount \_\_\_\_\_ Donation \_\_\_\_\_ Receipt \_\_\_\_\_

## What's in your garden?

by Mike Short and Pagoda



**SHARE YOUR  
GARDEN OR  
YOUR FAVORITE  
PLANT**



E-mail me with photos of your garden and/or plants that we can publish as a way of staying connected.

Thank you for sharing!  
**What's in your garden?**

[minniecap@icloud.com](mailto:minniecap@icloud.com) share by January 7, 2022



## Monthly Cactus: Mammillaria (Single Headed)

[Ed: Clarification of the meaning of “Single Headed” ... For our Mini-Show we will accept Mammillaria that currently have only one head. Otherwise it is confusing because some members of the genus that are generally known as “single head” can produce offsets with age, and conversely some that usually offset may never produce any.]

This month’s ‘Mini-Show Plant of The Month’ Cactus is ‘Mammillaria Single Headed’, regardless of the size. Some mammillaria remain as solitary plants their whole lives, while others will clump. If your mammillaria plant currently has one head, you are welcome to enter the show.

There are around 300 species of Mammillaria. Most are native to Mexico, some are native from southwestern USA, Caribbean, Central America, or even a couple in northern South America. In their range you can find Mammillarias from sea level to high elevations. They also vary in size from miniature 1 inch in diameter (2.5 cm), to columnar types 1 foot tall (30 cm).

The name Mammillaria comes from the Latin for “nipple”, because the areoles (structures carrying the spines) are carried by nipple like structures instead of being organized in ribs like many other cacti. Another significant difference is that the flowers are not coming from the areoles, but from the area at the juncture of 2 tubercles.



By Tom Glavich

### Cactus: Mammillaria (Single Headed)



*Mammillaria albicans*




*Mammillaria canelensis*



*Mammillaria armillata*



*Mammillaria formosa*  
subsp. *chionocephala*



*Mammillaria columbiana*



*Mammillaria herrerae*



JANUARY

Monthly Cactus: Mammillaria (Single Headed)

As could be expected from so many species, their growing requirements are quite varied. Many species are easy and fast to grow and bloom while young, which is why they are very popular. Some are quite hardy while others will rot easily if kept too cold. All of them require excellent drainage. This is more easily accomplished by using a good cactus soil mixture, and using a shallow pot.

In general the Mammillarias bloom easily, but many species need a rest period in winter during which they are kept cool in order to bloom. Furthermore flowers form a ring on tissue grown the previous growing season, so it is important to get them to grow every year, which means regular watering and fertilizing during their growing period.



By Tom Glavich

Cactus: Mammillaria (Single Headed)



*Mammillaria lloydii*



*Mammillaria longiflora*



*Mammillaria lasiacantha*  
subs. *magallanii*




*Mammillaria rhodantha*  
subs. *pringlei*



*Mammillaria mainiae*



*Mammillaria petrophila*




*Mammillaria spinosissima*



*Mammillaria winterae*



*Mammillaria polythela*  
'Toluca'



*Mammillaria quevedoi*



**JANUARY**

## Monthly Succulent: Conophytum and Lithops

Conophytum is a large genus of small plants. They are winter growing. They generally, but not always clump. They are relatively easy to grow, as long as they are allowed to be dry when dormant, and then protected from overheating and desiccation. An eastern exposure is often recommended. They are readily available as plants and seeds. Once the knack is acquired, most Conophytum are easy to grow. In late July, Conophytum are generally dormant, and are covered by the paper thin leaves from last year's growth.

The bilobum types tend to be easier (more forgiving of watering errors) for beginners. These have two definite leaves, with a deep notch between them. The more difficult small round leafed forms provide an additional challenge, and additional rewards with spectacular colors, patterns and shapes. A large collection can be maintained in a very small area.

Lithops are very simple plants. All you get are two leaves, each mostly filled with water holding cells. They are dormant when the weather is too hot or too cold, and grow most in the spring.

On a fine level, no other genus has such a wealth of variation in color, shape, texture and pattern. (except maybe Conophytum).

There a little less than 60 species, about 800 or so known local variations of the species, and a few hundred named and unnamed cultivars.

No two Lithops plants look the same, yet a knowledgeable grower can identify most species.

(continued next page)




By Tom Glavich

### Succulent: Conophytum and Lithops




*Conophytum bilobum*



*Conophytum braunsii*



*Conophytum calculus*




*Conophytum ficiforme*



*Conophytum flavum*



*Conophytum jucundum*



*Conophytum meyeri*



*Conophytum minimum*  
(photo right: in flower)



**JANUARY**

## Monthly Succulent: Conophytum and Lithops

There are as many successful ways of growing Lithops as there are growers, and the cultivation practices are modified to fit individual habits, and local microclimates. The basic cultivation routine is: Stop watering after flowering, or at the end of November, except for *L. optica* which needs water until the end of December. Start watering after the old leaves completely dry. (Usually late March or Early April) Water freely during the summer. Grow them in an open, fast draining mix. Most growers use at least 50% pumice, some sand, and little organic material. Keep peat out of the mix. Some good growers fertilize frequently, some hardly ever. Keep them dry during the winter.

Lithops are small, they don't take up much room. They are easy to grow from seed, with seed planting best in either October or April. There are good growers who do it both ways, and some who do it both times.

Because they are small and inexpensive, its best to grow them in quantity. Most of the people who can't grow Lithops, have killed a few one by one. They are best grown by the dozen. Even the best growers have plants that mysteriously dry up, or leave during the night.



By Tom Glavich

### Succulent: Conophytum and Lithops



*Conophytum truncatum*



*Conophytum pellucidum*



*Lithops verruculosa*



*Lithops dorotheae*



*Lithops ballii*



*Lithops hookeri*



*Lithops optica 'Rubra'*



*Lithops pseudotruncatella*



*Lithops karasmontana*



*Lithops lesliei var. hornii*



## Latin Lookup

Loquerisne Latine (Do you speak Latin)?

The meanings of latin plant names on the previous pages  
– from <http://davesgarden.com/guides/botanary/>

**bilobum** [bi-LOW-bum] Two lobes.

**calculus** [KAL-kyoo-lus] From the Latin, meaning pebble or stone.

**Conophytum** [koh-no-FY-tum]

From the Grek konos (cone) and phyton (plant), referring to the cone shape of the plant.

**dorotheae** [dor-uh-THEE-ay]

Named for Dr. Dorothea Christina van Huyssteen.

**ficiforme** [fik-ee-FORM-ee] Fig-shaped.

**flavum** [FLA-vum, FLAY-vum] Yellow.

**hallii** [HALL-ee-eye]

1. Named for Harvey Monroe Hall, 20th century American professor of botany and expert in taxonomy, or George Rogers Hall, 19th century American medical man.

2. Named for Herman Christin van Hall, 19th century Dutch botanist, or Elihu Hall, 19th century American surveyor.

**hookeri** [HOOK-er-ee]

Named for Sir William Jackson Hooker, 19th century botany professor & director of the Royal Botanical Gardens at Kew; or his son Joseph Dalton Hooker, 19th century British botanist & plant collector.

**jucundum** [joo-KUN-dum] Pleasing.

**karasmontana** [kar-as-MON-tan-uh] Of or from the Karas Mountains, Namibia (South Africa).

**Lithops** [LY-thops] Like stone.

**meyeri** [MY-er-eye] Named for Carl Anton Meyer or Ernst Heinrich Friedrich Meyer, both were 19th century German botanists.

**minimum** [MIN-eh-mum] Very small.

**optica** [OP-tee-kuh] From the Greek optikos (vision, eyes); for the eye-like appearance of the top of the leaf pairs in the Lithops species.

**pellucidum** [pel-LOO-sid-um] Transparent.

**truncatum** [trunk-AH-tum] Cut off.

**verruculosa** [ver-ruk-yoo-LH-sa] Very warty.



DECEMBER

Virtual Mini-Show: **CACTUS / NOVICE**

CACTUS CATEGORY: NOVICE



*Lobivia saltensis*  
by Terri Straub



*Mammillaria zeilmanniana*  
by Terri Straub



*Thelocactus bicolor* var. *parras*  
by Terri Straub

SUBMITTED BY: SCCSS MEMBERS



DECEMBER

Virtual Mini-Show: **SUCCULENT / NOVICE**

SUCCULENT CATEGORY: NOVICE



*Haworthia maughanii* x *truncata*  
by Terri Straub



*Haworthia maughanii* x *truncata*  
by Gretchen Davis



*Pachypodium lealii* *saundersii*  
by Gretchen Davis



*Pachypodium lealii* *saundersii*  
by Terri Straub

DECEMBER

Virtual Mini-Show: **CACTUS MINIATURE / INTERMEDIATE**

CACTUS CATEGORY: INTERMEDIATE



*Lobivia saltensis*  
by Anita Caplan



*Stenocactus crispatus*  
by Anita Caplan



*Thelocactus bicolor* var. *parras* 2018  
by Bernard Johnson

DECEMBER

Virtual Mini-Show: **SUCCULENT / INTERMEDIATE**

SUCCULENT CATEGORY: INTERMEDIATE



*Euphorbia hedyotoides*  
by Anita Caplan



*Euphorbia obesa* 2011  
by Bernard Johnson



*Fockea edulis* 2000  
by Bernard Johnson



*Pachypodium lealii saundersii*  
by Anita Caplan



*Pachypodium lealii saundersii*  
by Mike Short

DECEMBER

Virtual Mini-Show: **CACTUS / OPEN**

CACTUS CATEGORY: OPEN




*Lobivia saltensis* (Dead)  
by Maria Capaldo




*Lobivia saltensis*  
by Phyllis DeCrescenzo



*Thelocactus bicolor* var. *parras*  
by Phyllis DeCrescenzo



*Parodia* (Notocactus) *leninghausii* 2014  
by Maria Capaldo



*Thelocactus bicolor* var. *parras* 2018  
by Maria Capaldo



Virtual Mini-Show: **SUCCULENT / OPEN**

SUCCULENT CATEGORY: OPEN



*Euphorbia hedyotoides*  
by Phyllis DeCrescenzo



*Fockea edulis*  
by Phyllis DeCrescenzo



*Haworthia maughagni x truncata 2019*  
by Maria Capaldo



*Haworthia maughanii x truncata*  
by Phyllis DeCrescenzo



# Mini - Show Plant Calendar



## Mini-Show Plants for 2022

January 2022	Mammillaria single headed	Lithops, Conophytum
February 2022	Stenocactus, Echinofossulocactus	Euphorbia from Madagascar
March 2022	Thelocactus	Aeonium, Greenovia
April 2022	SHOW and SALE	SHOW and SALE
May 2022	Cactus Dish Garden	Succulent Dish Garden
June 2022	Rebutia, Aylosteria, Sulcorebutia, Weingartia	Echeveria
July 2022	Matucana, Oroya	Mesembs, NO Lithops or Conophytum
August 2022	Epithelantha, Frailea, Aztekium	Dyckia, Hechtia, Puya
September 2022	Variegated Cactus	Variegated Succulent
October 2022	Turbincarpus	Adromischus
November 2022	South American columnar cactus (Espostoa, Oreocereus, Cleistocactus, etc.)	Pelargonium, Sarcocaulon, Tylecodon
December 2022	Holiday Potluck	Holiday Potluck

DECEMBER

## SCSS Mini-Show 2021 Final Standings

[Click here for sortable standings](#)

Novice Class	Cactus	Succulents	Total	Intermediate Class	Cactus	Succulents	Total	Open Class	Cactus	Succulents	Total
Ambrosia, Kitching	0	2	2	Caplan, Anita	4	20	24	Capaldo, Maria	10	14	24
Bantad, Sonia	3	3	6	Johnson, Bernard	8	16	24	DeCrescenzo, Phyllis	11	13	24
Bjarkman, M.A.	2	8	10	LaForest, Dale	0	4	4	Duke, Gary	6	4	10
Cozzolino, Karin	0	2	2	Lott, Lemono	0	3	3	Fasteau, Sally	4	10	14
Davis, Gretchen	4	8	12	Short, Mike	2	18	20	Gardner, Jim	2	13	15
Nisewaner, John	1	1	2					Hanna, Jim	0	2	2
Richer, Russ	1	0	1					Wilk, William	3	8	11
Straub, Terri	11	13	24					Woodley, Laurel	10	12	22
Tanner, Jim	4	16	20								
Tillotson, Joe	1	9	10								
Wong, Clif	3	1	4								
Wong, Sue	0	2	2								
Zedler, Cory	0	2	2								

## Mini-show Virtual Points

One (1) Mini show point each for a submitted photo of your cactus and succulent (up to 2 points)

Up to two (2) points for those submitting garden photos if you had **not** submitted Mini-show photos.



## Upcoming Events

[Click here for Full List](#)



### SOUTH COAST CACTUS & SUCCULENT SOCIETY

January ZOOM meeting:  
Kelly Griffin,  
Oaxaca meanderings in search  
of succulents, plants, adventure  
and fun.

January 9, 2022  
Meeting: 1:00 pm.  
Presentation: 1:30 pm.

Join Zoom Meeting:  
<https://us02web.zoom.us/j/85960649380?pwd=V1hFOHYxaFo1UUIlcxbHNBQkVPUTo9>



[For more information and to learn more](#)

## 2022 Board of Directors

#### OFFICERS:

President  
Maria Capaldo  
Vice President  
M.A. Bjarkman  
Treasurer  
Bernard Johnson  
Secretary  
Debra Bushwait Galliani

#### AT LARGE BOARD MEMBERS:

Gary Duke  
Terri Straub  
Clifton Wong



#### STANDING COMMITTEES:

Show and Sale  
TBD  
Programs Chair  
M.A. Bjarkman  
Finance Chair  
Jim Hanna  
Mini-Show Coordinator  
Jim Tanner



#### Communications Chair

Mike Short  
Webmaster  
Mike Short  
Newsletter  
Clifton Wong  
Publicity  
Ann Nye  
Facebook  
Laurel Woodley  
Instagram  
Caitlin Rubia



#### Membership Chair Sally Fasteau

#### COMMITTEE MEMBERS (TASKED):

Speaker Coordinator  
TBD

#### LIAISONS:

CGCI  
Lou Hagemcier  
CSSA  
M.A. Bjarkman

