



# PRICKLY NEWS

SOUTH COAST CACTUS & SUCCULENT SOCIETY NEWSLETTER | APRIL 2021

**Karen Ostler** **ZOOM PRESENTATION**  
 Sunday, April 14 @ 1:30 pm

**“Staging”**

**SHARE YOUR GARDEN OR YOUR FAVORITE PLANT**



Email me with photos of your garden and/or plants that we can publish as a way of staying connected.  
[minnicap@icloud.com](mailto:minnicap@icloud.com)





**Happy Spring!**  
 The cactus potting season is upon us. It is time to repot and spruce up those plants that no longer fit their containers.  
 Our upcoming meeting will give you some special tips on potting and staging your plants. I always enjoy Karen Ostler’s approach to staging and I hope you will also.


**CALL FOR PHOTOS** Please E-mail photos of your favorite cacti and/or succulents to me at [minnicap@icloud.com](mailto:minnicap@icloud.com) by April 9th so I may present them at the upcoming Zoom meeting. If you have a plant in the ground or want to share your garden, those photos are also welcome.

Please join in on Sunday, April 11th at 1 PM for social half hour and 1:30 PM for the presentation.

*Stay well and keep in touch!*  
 MARIA CAPALDO

 [To learn more visit southcoastcss.org](http://southcoastcss.org)

 [Like us on our facebook page](#)

 Follow us on Instagram, [\\_scss\\_](#)

**IN THIS ISSUE**

PRESENTER OF THE MONTH	2
WHAT’S IN YOUR GARDEN?	3
TIP OF THE MONTH	6
MINI-SHOW PLANT CALENDAR	8
MINISHOW SUCCULENT WINNERS	9
MINISHOW CACTUS WINNERS	13
LATIN LOOKUP	16
MINI SHOW MARCH PLANTS	18
MINI SHOW STANDINGS	24
CANCELLED EVENTS	25
BOARD OF DIRECTORS	25

## “Staging”


BY KAREN OSTLER



Karen has been growing cactus since she got her first ‘real’ cactus, a *Gymnocalycium friedrichii*, now *G. stenopleurum*, in the spring of 1979. That same year, in the fall, she purchased 6 Mammillarias in 2 1/2” pots. She still has two of those plants; *M. albilanata* ssp. *tegelbergiana* and *M. lloydii*.

In the years since she has been involved with both the CSSA and Intercity Shows as a general helper, and has been Show Chair for the Sunset Succulent Society for at least the last 15 years.

Originally, she was living and growing both cactus and succulents in the San Fernando Valley but since moving to the high desert, she decided to concentrate on growing cactus only. She is focused on Ariocarpus and related genera, Mammillarias, North and South American Opuntias, and Gymnocalyciums.



**What's in your garden?**


*Garden by Anita and Bob Caplan*



*Garden by Joe Tillotson*



Euphorbia



*Garden by Gretchen Davis*

Thank you for sharing!  
**What's in your garden?**

[minnicap@icloud.com](mailto:minnicap@icloud.com) share by March 13, 2021

What's in your garden?



*Aloe jucunda* by **Sonita Bandad**



*Aloe variegata* by **Sonita Bandad**



*Haworthiopsis venosa* ssp. *tessellata* by **Sonita Bandad**



*Euphorbia bupleurifolia* by **Sally Fasteau**

Thank you for sharing!  
What's in your garden?

[minnicap@icloud.com](mailto:minnicap@icloud.com) share by April 9, 2021

What's in your garden?

Garden by *Jim Gardner*



*Aloe castenaea*



*Aloe castenaea* close up



*Aloe castenaea* flower

Thank you for sharing!  
What's in your garden?

[minnicap@icloud.com](mailto:minnicap@icloud.com) share by April 9, 2021

## Tip of the Month

### SHOWING AS A NOVICE – JUST JUMP RIGHT IN! THE BASICS OF SHOWING YOUR PLANTS & HOW JUDGING WORKS

By Annie Morgan

Exhibiting plants in a show is overall fun, educational, and yes perhaps a bit nerve racking the first time, as you show specimens which you have groomed to perfection for their public appearance. The joy of winning your first show ribbons is thrilling, so don't wait another year!

#### WHAT MAKES A SHOW-WORTHY PLANT?

Below is basic information about judging guidelines and how to prepare your plants. The judging criteria most often followed in shows is:

**Condition, size, degree of maturity, difficulty of cultivation = 80%**  
**Staging = 15% Nomenclature = 5%.**

#### CONDITION

- The overall condition of a plant shows its general growth. How well has it been grown and cared for? Is the plant etiolated (leggy from too much shade and/or fertilizer)? Is it sunburned, scarred, discolored, or diseased? Is the growth uniform? Are there signs of mealybugs, scale, or ants?

#### SIZE/MATURITY

- Novices will not be expected to have fully mature plants and will start by showing smaller plants. Over time they will grow into handsome, mature specimens as your skills improve. But don't let this stop you from showing now!
- Rarity, and how difficult the plant is in cultivation, are also factors in judging, especially when all other points are virtually equal. As your skills improve, choosing rarer plants to grow will give you better chances of winning.

- However, a more common but beautifully grown plant may take the prize over a rare but not-quite-perfect plant, especially as a novice.

#### STAGING

- Staging is the term for how the plant is displayed, the pot's top dressing, rocks (optional) and cleanliness. Pots may be ordinary clay, stoneware, ceramic, or plastic (not desirable in shows in the US), but they must be in excellent condition (no chips or cracks) and they must be clean. The pot should be of a complementary size, shape, and color for the plant. Remember, you are displaying the plant, not the pot - the pot should always subtly enhance the plant. The judges will, however, take the overall effect into consideration.
- Top dressing is highly recommended and adds to the well-groomed effect. It may consist of clean gravel, small, natural-looking pebbles, lava rock, coarse sand or decomposed granite. Here again, it should never detract from or clash with the plant! Bare soil does not show well.
- In addition, the plant itself should be as immaculate as you can make it! See below.

#### NOMENCLATURE

- This is labeling the plant with the correct botanical name (including spelling) and when in doubt, it is better to label it - for example - simply *Mammillaria* species, rather than an erroneous specific name, or worse, an unclear common name such as "Pincushion Cactus."

## Tip of the Month

### HOW TO POT A PLANT TO SHOW – i.e. staging your plant

- 1 – Choose a plant that is healthy and attractive looking. For showing, you may only have one plant in one pot, unless you are entering it as a dish garden.
- 2 – Choose a pot that will enhance the plant, or at least not distract. The plant should be at least 2/3 the diameter of the pot. Colorful pots are okay if they don't draw all the attention. Try setting your plant in several different size and shape pots and then choose one that shows off the plant best.
- 3 – Plant your pot as usual, and leave about 2/3" of room above the soil line to add top dressing. The root section may be partly covered with the top dressing in place of soil. Your plant should be approximately centered in the pot unless you will be adding rocks.
- 4 – If the plant needs cleaning - do so. Remove dead leaves, extra soil, bugs and plant debris, etc. from between and under the leaves. There should be NO spider webs, snail tracks, dust, debris, etc., and it should be cleaned of hard water marks on the leaves or body.
- 5 – Now add any rock decoration (not top dressing yet) that complements the plant. Don't let them detract from the beauty of the plant. (Do a Google search using the term "staging succulent show plants" and study the wealth of photo examples.) Now carefully add top dressing, about a 1/2" layer. Subtle colors are recommended, again you want to complement, not detract. Get the top dressing in all the nooks and crannies around the plant so that the soil is not showing, using a spoon or small scoop is helpful, as is a small artist brush. Make sure none is stuck between leaves.
- 6 – Final Preparation: - helpful tools - extra long 12" tweezers, a paint brush - 1/4, 1/2, or 1", a spray bottle of water  
- gently spritz your plant with water to get rid of any dust from the top dressing or any that is on the plant  
- if your plant needs watering do so several days before the show so that it will not leak on the show table As is my nature, I jumped right in showing 10 plants after being a member less than 6 months and was amazed at how easy, fun, and successful it was. Don't be shy - just give it a try! As a NOVICE, your plants WILL be smaller and less mature, but can still be show worthy. Don't let decades old show plants scare you off, we all start somewhere. You will be amazed at how fast your collection grows in size and quality once you get started. So, RIGHT NOW  
– go choose your favorite plants and get them ready to show with confidence! Relax, enjoy the process! What do you have to lose?





# Mini - Show Plant Calendar



## Mini-Show Plants for 2021

April 2021	Your favorite Cactus (POM)	Your favorite Succulent (POM)
May 2021	Coryphantha, Escobaria, Acharagma	Dudleya, Cotyledon
June 2021	Gymnocalycium	Pachypodium
July 2021	Lobivia, Echinopsis	Sansevieria
August 2021	Ferocactus, Leuchtenbergia	Stapeliads (Stapelia, Huernia, Orbea)
September 2021	Discocactus, Uebelmania	Kalanchoe
October 2021	Miniature (3 inches or less)	Miniature (3 inches or less)
November 2021	North American Columnar Cacti (Saguaro, Cereus, etc.)	Senecio
December 2021	HOLIDAY POTLUCK???	HOLIDAY POTLUCK???
January 2022	Mammillaria single headed	Lithops, Conophytum
February 2022	Stenocactus, Echinofossulocactus	Euphorbia from Madagascar
March 2022	Thelocactus	Aeonium, Greenovia





APRIL

## Succulent and Cactus WINNERS from our Mini-Shows

April is usually our Show & Sale so we do not assign Cactus or Succulent of the Month genera. There being no Show & Sale this year we decided that we would make the Plants of the Month be “My Favorite Cactus” and “My Favorite Succulent”.

As you probably know the need for social distancing has meant that our monthly meetings are now virtual via Zoom. At our virtual meetings we show the photos of the Cactus and Succulent of the Month that members have sent in. They are not judged, we add one mini show point per photo but a maximum of two points per member.

To be aligned with this month’s speaker’s topic “Staging” we ask that the photos you submit be of your favorite plants that are nicely staged like they would be in an in-person show. They do not have to be recent photos.

Staging involves using ONE plant per pot (unless you are creating a dish garden).

Pick a pot that complements and enhances the plant. The plant should be placed in the pot so that there is a natural front and back with some space between the pot and the plant. Add rocks as needed to decorate the plant and/or stabilize it. Finally place top dressing that brings out a color in the plant so that it too is complementary to both the plant and the pot.

Photographing the plant to show off the plant at its best is also important. If you have a good android or I-phone camera, this is fine. Otherwise the photo should be taken with a high resolution digital camera. It is best to place the plant in a place by itself to minimize distraction behind or beside the plant. Place a background that does not compete with the plant. Above all, before taking the photo, clean the plant and make sure it is free of cobwebs, insects, dried leaves, etc. (if it is newly planted for show, you would have done this already). Position the plant so that it is in the best light. Sometimes, an overcast day makes the best outdoor photo by eliminating shadow.

### SUCCULENT CATEGORY




Winner Novice Succulent  
Diane Cottrell

*Echeveria* 'Neon Breakers'



Winner Intermediate Succulent  
Jade Neely

*Pelargonium alternans*



Winner Novice Succulent  
Martin Dorsey

*Adromischus marianae* f. *herrei*



Winner Open Succulent  
Gary Duke

*Adromischus marianae* var. *immaculatus*



Winner Intermediate Succulent  
Sally Fasteau

*Cryptanthus bivittatus* 'Pink Star'



Winner Open Succulent  
Laurel Woodley

*Euphorbia milii* 'Fireworks'



Winner Intermediate Succulent  
Coni Nettles

*Haworthia cymbiformis*



Winner Novice Succulent  
Judy Unfine

Haworthia



APRIL

# SUCCULENT WINNERS from our Mini-Shows

## SUCCULENT CATEGORY



Winner Open Succulent  
Laurel Woodley

*Hoodia raushii*



Winner Intermediate Succulent  
Jackie Johnson

*Aloe*



Winner Open Succulent  
Maria Capaldo

*Aloe dorotheae*



Winner Intermediate Succulent  
Jackie Johnson

*Agave isthmensis medio-picta*



Winner Novice Succulent  
Sally Fasteau

*Agave applanata* 'Cream Spike'



Winner Open Succulent  
Jim Hanna

*Yucca desmetiana*



Winner Open Succulent  
Laurel Woodley

*Dudleya virens*



Winner Intermediate Succulent  
Jade Neely

*Pachypodium succulentum*  
*x bispinosum*



Winner Intermediate Succulent  
Phyllis DeCrescenzo

*Echeveria gibbiflora crenulata*



Winner Novice Succulent  
Mike Short

*Echeveria* 'Doris Taylor'



Winner Open Succulent  
Gary Duke

*Gasteria baylissiana*



Winner Open Succulent  
Maria Capaldo

*Sansevieria trifasciata*  
'Lillian True'



Winner Open Succulent  
Jim Hanna

*Opercularia decaryi*



Winner Intermediate Succulent  
Phyllis DeCrescenzo

*Adromischus cristatus*



Winner Novice Succulent  
Martha Bjerke

*Adromischus marianae*




Winner Intermediate Succulent  
Mike Short

*Haworthia* 'Big Band'



# SUCCULENT WINNERS from our Mini-Shows

## SUCCULENT CATEGORY



Winner Open Succulent  
Jim Gardner

*Haworthia viscosa*




Winner Intermediate Succulent  
William Wilk

*Aloe 'Sunset'*



Winner Novice Succulent  
Sally Fasteau

*Aloe barlana*



Winner Novice Succulent  
M.A. Bjarkman

*Cyphostemma juttiae 'Fat Bastard'*



Winner Intermediate Succulent  
Jade Neely

*Agave 'Royal Spine'*



Winner Intermediate Succulent  
William Wilk

*Euphorbia horrida var. striata*



Winner Novice Succulent  
Sally Fasteau

Lithops



Winner Novice Succulent  
Coni Nettles

*Gasteria 'Green Ice'*



Winner Open Succulent  
Maria Capaldo

Lithops



Winner Intermediate Succulent  
William Wilk

*Adenium obesum 'Cherry Bomb'*



Winner Open Succulent  
Jim Hanna

*Adenium arabicum*



Winner Open Succulent  
Phyllis DeCrescenzo

*Stapelia gigantea*



Winner Intermediate Succulent  
Bernard Johnson

*Aloe 'Hellskloof Bells'*



Winner Novice Succulent  
Terri Straub

*Crassula perforata*



Winner Intermediate Succulent  
Anita Caplan

*Fockea edulis*



Winner Open Succulent  
Jim Gardner

*Bursera fagaroides*



APRIL

SUCCULENT WINNERS from our Mini-Shows

SUCCULENT CATEGORY



Winner Intermediate Succulent  
Sally Fasteau

*Sansevieria 'Ed Eby'*



Winner Novice Succulent  
Coni Nettles

*Pachypodium lamerei*




Winner Open Succulent  
Phyllis DeCrescenzo

*Agave lophantha 'Quadricolor'*



Winner Intermediate Succulent  
Mike Short

*Kalanchoe marmorata*




Winner Open Succulent  
Jim Gardner

*Gasteria 'Green Ice'*



Winner Intermediate Succulent  
Sally Fasteau

*Senecio haworthii*



Winner Novice Succulent  
Ted Johnson

*Senecio haworthii*



Winner Open Succulent  
Jim Hanna

*Agave victoriae reginae 'White Rhino'*



Winner Novice Succulent  
Connie Nettles

*Kalanchoe humilis*



Winner Open Succulent  
Maria Capaldo

*Kalanchoe rhombopilosa*



Winner Novice Succulent  
Martha Bjerke

*Dyckia fosteriana*



Winner Intermediate Succulent  
Carol Knight

*Euphorbia decaryi*



Winner Open Succulent  
Jim Hanna

*Euphorbia cylindrifolia var. tubifera*



Winner Intermediate Succulent  
Sally Fasteau

Lithops



Winner Open Succulent  
Maria Capaldo

*Lithops hookeri*



Winner Intermediate Succulent  
Coni Nettles

*Echeveria 'Black Prince'*



APRIL


CACTUS WINNERS from our Mini-Shows

CACTUS CATEGORY




Winner Intermediate Cactus  
Jade Neely

*Copiapoa cinerea*



Winner Intermediate Cactus  
Jim Wood

*Melocactus matanzanus*



Winner Novice Cactus  
Sally Fasteau

*Melocactus conoideus*



Winner Novice Cactus  
Mike Short

*Echinopsis densispina*




Winner Open Cactus  
Gary Duke

*Neoporteria subgibbosa*



Winner Intermediate Cactus  
Phyllis DeCrescenzo

*Ferocactus pilosus*



Winner Open Cactus  
Jim Gardner

*Ferocactus glaucescens*



Winner Intermediate Cactus  
Jade Neely

*Gymnocalycium baldianum*




Winner Open Cactus  
Gary Duke

*Gymnocalycium horstii*



Winner Novice Cactus  
Sally Fasteau

*Gymnocalycium stenopleurum*



Winner Novice Cactus  
Regina Fernandez

*Rebutia heliosa*




Winner Intermediate Cactus  
William Wilk

*Ariocarpus trigonus*



Winner Novice Cactus  
Bernard Johnson

*Ariocarpus fissuratus*



Winner Intermediate Cactus  
William Wilk

*Melocactus ernesti*



Winner Intermediate Cactus  
Jade Neely

*Notocactus magnificus*



Winner Open Cactus  
Gary Duke

*Notocactus sellowii*



APRIL

CACTUS WINNERS from our Mini-Shows

CACTUS CATEGORY



Winner Intermediate Cactus  
William Wilk

*Opuntia violacea*




Winner Intermediate Cactus  
Jade Neely

*Echinocactus texensis*




Winner Open Cactus  
Gary Duke

*Echinocactus horizontalis*



Winner Intermediate Cactus  
Dale LaForest

*Mammillaria bocasana*



Winner Open Cactus  
Jim Gardner

*Mammillaria parkinsonii*



Winner Novice Cactus  
Terri Straub

*Cereus peruvianus f. cristatus*



Winner Open Cactus  
Laurel Woodley

*Copiapoa tenuissima f. monstrosa*




Winner Novice Cactus  
MA Bjarkman

*Astrophytum myriostygmata*




Winner Open Cactus  
Maria Capaldo

*Astrophytum 'Snow Storm'*




Winner Intermediate Cactus  
Bernard Johnson

*Mammillaria duoformis*




Winner Novice Cactus  
Terri Straub

*Mammillaria bombycina*



Winner Intermediate Cactus  
Sally Fasteau

*Lobivia winteriana*



Winner Open Cactus  
William Wilk

*Echinopsis 'Galaxy'*



Winner Intermediate Cactus  
Sally Fasteau

*Echinocereus reichenbachii* var.  
*albertii*



Winner Open Cactus  
Gary Duke

*Echinocereus x roetteri*



APRIL

CACTUS WINNERS from our Mini-Shows

CACTUS CATEGORY



Winner Novice Cactus  
Marthe Bjerke

*Gymnocalycium stenopleurum*



Winner Open Cactus  
Laurel Woodley

*Uebelmannia pectinifera*



Winner Open Cactus  
Maria Capaldo

*Epithelantha micromeris*



Winner Intermediate Cactus  
Coni Nettles

*Echinofossulocactus phyllacanthus*



Winner Novice Cactus  
Terri Straub

*Rebutia muscula*




Winner Intermediate Cactus  
Anita Caplan

*Espostoa melanistele*



Winner Open Cactus  
Gary Duke

*Turbinicarpus pseudomacrochele*




Winner Intermediate Cactus  
Coni Nettles

*Opuntia monacantha*  
f. *monstruosa variegata*



Winner Novice Cactus  
Terri Straub

*Epiphyllum laui*



Winner Open Cactus  
Jim Gardner

*Mammillaria geminispina*

# Latin Lookup

Loquerisne Latine (Do you speak Latin)?  
The meanings of latin plant names on the previous pages  
– from <http://davesgarden.com/guides/botanary/>

## C A C T U S

### **Ariocarpus** [ar-ree-oh-KAR-pus]

From the Greek aria (sorb) and karpos (fruit), referring to the similarity to the fruit of the Ario genus.

### **Astrophytum** [ass-troh-FY-tum]

From the Greek astro (star) and phyto (plant).

### **baldianum** [bald-e e-AY-num, bald-ee-AH-num]

Named for J. Baldi of the early 20th century; no further data available.

### **bocasana** [bo-ka-SAY-na, bo-ka-SAH-na]

Named for the Sierra de Bocas Mountain range in Mexico.

### **bombycina** [bom-BEE-kin-uh] Silky.

**Cereus** [KER-ee-us, SER-ee-us] A wax candle, torch.

**cinerea** [sin-EER-ee-uh] Ash-colored.

**conoideus** [ko-NOY-dee-us, ko-no-ID-ee-us] Cone-like.

### **Copiapoa** [koh-pee-uh-POH-uh]

Of or from Copiapoa (Chile).

**cristatus** [kris-TAY-tus] Crested.

**densispina** [dens-ih-SPIN-uh] Densely-spined.

**Echinocactus** [ek-in-oh-KAK-tus] From the Greek echinos (porcupine, hedgehog) and cactus, referring to its spines.

### **Echinocereus** [ek-in-oh-KER-ee-us, ek-in-oh-SER-ee-us]

From the Greek echinos, (porcupine) and cereus, referring to the shape of the floral tube.

### **Echinofossulocactus** [ek-in-oh-foss-yoo-loh-KAK-tus]

From the Latin echinos (hedgehog), fossula (little ditch) and cactus.

**Echinopsis** [ek-in-OP-sis] From the Greek echinos (sea urchin or hedgehog) and opis (like), referring to the plant's resemblance to sea urchins.

**Epiphyllum** [ep-ih-FYE-lum] Upon the leaf, referring to the flowers appearing to bloom on the leaves.

**Epithelantha** [ep-ith-el-LAN-tha] From the Greek epi (upon), thele (nipple), and anthos (flower); nipple-like flowers.

**Espostoa** [es-POS-toh-uh] Named for Nicolas E. Esposito, a botanist from Lima (Peru).

**Ferocactus** [fer-oh-KAK-tus] From the Latin ferus, (fierce) and cactus, referring to its heavy spines.

**fissuratus** [fis-zhur-RAY-tus] From the Latin fissura, to split or crack.

**geminispina** [jem-in-ih-SPIN-uh] Having twin or many spines.

**glaucens** [glaw-KES-kens] Becoming glaucous.

**Gymnocalycium** [jim-no-kal-LISS-ee-um] From the Greek gymnos (naked) and kalyx (covering; calyx); the flower buds are naked.

**horstii** [HORST-ee-eye] Named for Leopoldo Horst, 21st century Brazilian plant collector.

**laui** [LAU-eye] Named for Dr. Alfred B. Lau, 21st century cactus collector and explorer.

**Lobivia** [low-BIV-ee-uh] Anagram of Bolivia, where the plant is native.

**magnificus** [mag-NIH-fee-kus] Magnificent.

**Mammillaria** [mam-mil-AR-ee-uh] Nipple- or teat-like.

**Melocactus** [mel-oh-KAK-tus] From the Greek melo (apple-shaped melon) and cactus; refers to the shape of these cacti.

**monacantha** [mon-ah-KANTH-uh] From the Greek monos (one, only) and akantha (thorn, spine).

**monstruosa** [mon-stru-OH-sa] Strange, wonderful; monstrous; also spelled monstrosa.

**muscula** [MUS-kuh-luh] Diminutive of Latin mus (mouse, or muscle).

**Notocactus** [no-to-KAK-tus] From the Greek notos (south) and kaktos (cactus), referring to the plant's native habitat in South America.

**Opuntia** [op-UN-shee-a, op-UN-tee-a] Named after Opus (Greece), an area where other cactus-like plants were grown.

**pectinifera** [pek-tin-EE-fer-uh] Comb-bearing.

**peruvianus** [per-u-vee-AN-us] Of or from Peru.

**pilosus** [pil-OH-sus] Covered in soft, long hair.

**Rebutia** [ray-BEW-tee-uh] Named for Pierre Rebut, 19th century French cactus dealer and expert.

**reichenbachii** [ry-ken-BAHK-ee-eye] Named for Heinrich Gottlieb Ludwig Reichenbach, 19th century German botanist, ornithologist, author and botanical artist.

**sellowii** [sel-LOH-wee-eye, sel-LOH-vee-eye] Named for Friedrich Sello (changed to Sellow in later years), early 19th century German explorer who collected specimens in South America.

**stenopleurum** [sten-oh-PLOOR-um] Narrow ribs or sides.

**tenuissima** [ten-yoo-ISS-ee-muh] Most slender.

**texensis** [teck-SEN-sis] Of or from Texas (U.S.).

**trigonus** [try-GOH-nus] Three-cornered, triangular.

**Turbincarpus** [tur-bin-ih-KAR-pus] From the Latin turbino (spinning) and karpos (fruit).

**Uebelmannia** [yoo-bel-MAHN-ee-uh] Named for Werner Uebelmann, Swiss grower and collector of cacti in cacti in Brazil, Uruguay and Paraguay.

**variegata** [var-ee-GAY-tuh] Variegated.

**violacea** [vy-oh-LAH-see-uh, vy-oh-LAH-say-uh] Violet-colored.

**winteriana** [win-ter-ee-AY-na, win-ter-ee-AH-na]

1. Named for Captain John Winter, one of the captains of Sir Francis Drake's expedition; also spelled winterana.

2. Named for Hildegarda Winter, sister of Freidrich Ritter, well-known cactus expert and collector.

<https://davesgarden.com/guides/botanary>



# Latin Lookup

## SUCCULENT

- Adenium** [a-DEE-nee-um] Named for Aden, a small country south of Saudi Arabia, where the species is native.
- Adromischus** [ad-roh-MIS-kus] From the Greek hadros (thick or stout) and mischos (stalk), referring to the short pedicels.
- Agave** [a-GAH-vee] Noble, handsome.
- Aloe** [AL-oh] From the Arabic Alloeh.
- alternans** [al-ter-NANZ] Alternating.
- applanata** [ap-plan-AY-tuh] Flattened.
- arabicum** [a-RAB-ih-kum] Of or from Arabia.
- baylissiana** [bay-liss-ee-AH-na] Named for Colonel Roy Bayliss, a botanical explorer in South Africa and authority on succulents.
- bispinosum** [by-spin-OH-sum] Two-spined.
- bivittatus** [biv-it-TAY-tus] Two-banded.
- Bursera** [ber-SER-uh] Named for Joachim Burser, 17th century German botanist and physician.
- Crassula** [KRASS-oo-la, KRASS-uh-la] Somewhat thickened foliage; diminutive of the Latin crassus (thick, fleshy).
- crenulata** [kren-yoo-LAY-ta] With small, rounded teeth.
- cristatus** [kris-TAY-tus] Crested.
- Cryptanthus** [krip-TAN-thus] Hidden flower.
- cylindrifolia** [sil-Iin-drih-FOH-lee-uh] Having leaves that are cylindrical or slightly tapering.
- cymbiformis** [sim-BIH-for-miss] Boat-shaped.
- Cyphostemma** [sy-foh-STEM-uh] From the Greek kyphos (tumor, hump) and stemma (garland, crown).
- decaryi** [de-KAR-ye] Named for Raymond Decary, 20th century plant collector.
- dorotheae** [dor-uh-THEE-ay] Named for Dr. Dorothea Christina van Huyssteen.
- Dudleya** [DUD-lee-yuh] Named for William Russel Dudley, 19th century botany professor at Stanford University in California (U.S.).
- Dyckia** [DY-kee-uh, DIK-ee-uh] Named for Prince Joseph Salm-Reifferscheid-Dyck, 19th century botanist and author of book on succulents.
- Echeveria** [ech-eh-VER-ee-a, ech-eh-ver-EE-a] Named for Anastasio Echeverria y Godoy, 18th century Spanish botanist.
- edulis** [ED-yew-liss] Edible.
- Euphorbia** [yoo-FOR-bee-uh] Named for Euphorbus, Greek physician to Juba II, King of Mauretania.
- fagaroides** [fag-ar-OY-deez] Resembles Fagara, an old genus name now generally classified as Zanthoxylum.
- Fockea** [FOK-ee-uh] Named for Dr. Focke Albers, modern-day German professor and expert on the Asclepiadaceae family.
- fosteriana** [fos-ter-ee-AY-nuh] Named for Mulford Bateman Foster, 20th century American horticulturist who provided many specimens to the botanist Lyman B. Smith.
- Gasteria** [gas-TAIR-ee-uh] From gaster, (belly, stomach); referring to swollen base on flower.
- gibbiflora** [gib-bih-FLOR-uh] Swollen flower.
- gigantea** [jy-GAN-tee-uh, gy-GAN-tee-uh] Large, gigantic.
- harlana** [har-LAY-nuh] For the occurrence near Harla, Harar Prov., Ethiopia.
- Haworthia** [ha-WORTH-ee-a] Named for Adrian Hardy Haworth, 19th century British botanist.
- haworthii** [hay-WOR-thee-eye] Named for Adrian Hardy Haworth, 19th century British botanist.
- herrei** [HER-ray-eye] Named for Dr. Hans Herre, 20th century botanist and expert on South African succulents.
- Hoodia** [HOOD-ee-uh] Named for Mr. Hood, a 19th century English succulent grower.
- hookeri** [HOOK-er-ee] Named for Sir William Jackson Hooker, 19th century botany professor & director of the Royal Botanical Gardens at Kew; or his son Joseph Dalton Hooker, 19th century British botanist & plant collector.
- horrida** [HOR-id-uh, hor-ID-uh] Prickly, bristly.
- humilis** [HEW-mil-is, HUM-il-is] Lowest, dwarf, small, slight.
- immaculatus** [im-mak-yoo-LAH-tus, im-mak-yoo-LAY-tus] Spotless, immaculate.
- isthmensis** [isth-MEN-sis] Of or from an isthmus, a narrow strip of land bounded by water on both sides (i.e., the Isthmus of Tehuantepec).
- juttae** [JOO-tay-ee] Named for Jutta Dinter, the wife of Professor Kurt Dinter, 20th century German botanist and collector in Africa.
- Kalanchoe** [kal-un-KOH-ee] From the Chinese name for one of the species.
- lamerei** [la-MER-ee-eye] named after La Mere.
- Lithops** [LY-thops] Like stone.
- lophantha** [low-FAN-tha] Crested flower.
- marianae** [mair-ee-AN-ay-ee] Named for Marian Marloth, wife of South African botanist Dr. Rudolph Marloth.
- marmorata** [mar-mor-RAY-tuh] Marbled.
- mili** [MIL-ee-eye] Named for M. le baron Milius, Governor of Ile Bourbon, present-day Ile de la Reunion (Reunion Island).
- obesum** [oh-BEE-sum] Fat.
- Opercularia** [op-er-koo-LAY-ree-a] Lidded; with a lid.
- Pachypodium** [pak-uh-PO-dee-um] Thick foot.
- Pelargonium** [pe-lar-GO-nee-um] From the Greek for Stork referring to the seed heads.
- perforata** [per-for-AY-tuh] Perforated, punctured.
- Sansevieria** [san-se-VEER-ee-uh] Named for Prince Raimond de Sansgrio de Sanseviero, 18th century patron of botanical expeditions.
- Senecio** [sen-ek-ee-o, sen-NEESH-shee-oh] Latin form of old man refers to hairy parts of flowers.
- Stapelia** [sta-PEL-ee-uh] Named for Johannes Bodaeus van Stapel, 17th century Dutch botanist and physician.
- striata** [stree-AH-tuh] striped or fluted.
- succulentum** [suk-yoo-LEN-tum] Succulent, fleshy.
- trifasciata** [try-fask-ee-AH-tuh] Three bundles.
- tubifera** [too-BIH-fer-uh] Bearing tubes.
- victoriae-reginae** [vik-TOR-ee-ay ree-JIN-ay-ee] Named for Queen Victoria, 19th century monarch of Great Britain; also frequently spelled victoria-reginae.
- virens** [VEER-enz] Green.
- viscosa** [vis-KOH-suh] Sticky.
- Yucca** [YUK-uh] From the Caribbean name for a totally different plant.

<https://davesgarden.com/guides/botany>



Virtual Mini-Show: **CACTUS/NOVICE**

CACTUS CATEGORY: NOVICE



*Echinocereus engelmannii*  
by Terri Straub



*Echinocereus rigidissimus*  
var. *rubripina* by M.A. Bjarkman



*Echinocereus mojavensis*  
by Gretchen Davis



*Echinocereus rigidissimus*  
var. *rubripina* by Joe Tillotson



*Echinocereus engelmannii*  
by Gretchen Davis




Virtual Mini-Show: **SUCCULENT/NOVICE**

SUCCULENT CATEGORY: NOVICE




*Gasteria acinacifolia*  
by M.A. Bjarkman




*Gasteria batesiana*  
by Sonita Bantad



*Gasteria bicolor* var. *liliputana*  
by Terri Straub



*Gasteria batesiana*  
by Sonita Bantad



*Gasteria bicolor*  
by Sonita Bantad




*Gasteria*  
by Jim Tanner




*Gasteria glomerata* bloom  
by Sonita Bantad



*Gasteria glomerata*  
by Gretchen Davis



*Gasteria gracilis* cv. *variegata*  
by Sonita Bantad



*Gasteria excelsa*  
by Jim Tannaer



Virtual Mini-Show: **CACTUS/INTERMEDIATE**

CACTUS CATEGORY: INTERMEDIATE  
NO SUBMISSIONS BY SCCSS MEMBERS THIS MONTH



MARCH

Virtual Mini-Show: **SUCCULENT / INTERMEDIATE**

SUCCULENT CATEGORY: INTERMEDIATE



*Gasteria 'Little Warty'*  
by Mike Short



*Gasteria acinacifolia*  
by Mike Short



*Gasteria acinacifolia* (Flowers)  
by Mike Short



*Gasteraloe batesiana*  
by Bernard Johnson



*Gasteria batesiana*  
by Dale LaForest



*Gasteria batesiana* (Flowers)  
by Mike Short



*Gasteria batesiana* (x2)  
by Mike Short



*Gasteria carinata* var. *verrucosa*  
by Dale LaForest




*Gasteria elephiae*  
by Dale LaForest




*Gasteria in Flower*  
by Bernard Johnson



*Gasteria rawlinsonii*  
by Dale LaForest



*Gasteria glomerulata*  
by Anita Caplan



Gasteria Bloom  
by Bernard Johnson



Virtual Mini-Show: CACTUS/OPEN

CACTUS CATEGORY: OPEN



*Echinocereus coccineus*  
by Gary Duke



*Echinocereus pulchellus*  
by Laurel Woodley



*Echinocereus reichenbachii*  
var. *minor* by Laurel Woodley



*Echinocereus rigidissimus*  
var. *rubripinus* by Laurel Woodley



*Echinocereus rigidissimus*  
var. *rubripinus* by Laurel Woodley



*Echinocereus rigidissimus*  
var. *rubripinus* by Sally Fasteau



*Echinocereus rigidissimus*  
var. *rubripinus* by Sally Fasteau



*Echinocereus roetteri*  
by Gary Duke



*Echinocereus schmollii*  
(=Wilcoxia s.) by Laurel Woodley



*Echinocereus schmollii*  
(=Wilcoxia s.) by Laurel Woodley



*Echinocereus stramineus*  
by Gary Duke



Virtual Mini-Show: **SUCCULENT/OPEN**

SUCCULENT CATEGORY: OPEN (Continued next page)



*Gasteraloe* 'Ghost of Carlsbad'  
by Phyllis DeCrescenzo



*Gasteraloe* 'Green Ice'  
by Maria Capaldo



*Gasteraloe* 'Green Ice'  
by Phyllis DeCrescenzo



*Gasteraloe* 'Monte Monroe'  
by Sally Fasteau



*Gasterworthia* (*A. descoingsii*  
x *G. Glomerata*) by Jim Gardner



*Gasterworthia* (*G. Glomerata*  
x *H. Limifolia*) by Jim Gardner



*Gasteraloe* (*G. Glomerata*  
x *H. Limifolia*) Maria Capaldo



*Gasteraloe*  
by Phyllis DeCrescenzo



*Gasteraloe*  
by Sally Fasteau



*Gasteria* 'Little Warty'  
by Gary Duke



*Gasteria* 'Little Warty'  
by Phyllis DeCrescenzo



*Gasteria* 'Warthog'  
by Maria Capaldo



*Gasteria acinacifolia*  
by Gary Duke



*Gasteria acinacifolia*  
by Gary Duke



*Gasteria armstongii*  
by Phyllis DeCrescenzo



*Gasteria batesiana* 'Barborton'  
by Laurel Woodley



Virtual Mini-Show: **SUCCULENT/OPEN**

SUCCULENT CATEGORY: OPEN (Continued from previous page)



*Gasteria batesiana*  
by Laurel Woodley



*Gasteria baylissiana*  
by Laurel Woodley



*Gasteria baylissiana*  
by Maria Capaldo



*Gasteria bicolor*  
by Sally Fasteau



*Gasteria bicolor* var. *liliputana*  
by Laurel Woodley



*Gasteria carinata*  
by Phyllis DeCrescenzo



*Gasteria distica* variegated  
by Gary Duke



*Gasteria ellephiae*  
by Laurel Woodley



*Gasteria glomerata*  
by Jim Gardner



*Gasteria gracilis* variegated  
by Maria Capaldo



*Gasteria glomerata*  
by Laurel Woodley




*Gasteria rawlinsonii*  
by Laurel Woodley



*Gasteria obtusa* var.  
by Phyllis DeCrescenzo



*Gasteria nitidi armstrongii*  
by Laurel Woodley



*Gasteria pulchra*  
by Laurel Woodley



MARCH

## SCSS Mini-Show 2021 Standings

[Click here for sortable standings](#)

Novice Class	Cactus	Succulents	Total
Bantad, Sonia	0	2	2
Bjarkman, M.A.	1	3	4
Davis, Gretchen	3	3	6
Nisewaner, John	1	1	2
Straub, Terri	3	3	6
Tanner, Jim	2	4	6
Tillotson, Joe	1	3	4
Zedler, Cory	0	2	2

Intermediate Class	Cactus	Succulents	Total
Caplan, Anita	1	5	6
Johnson, Bernard	2	4	6
LaForest, Dale	0	4	4
Short, Mike	2	4	6

Open Class	Cactus	Succulents	Total
Capaldo, Maria	2	4	6
DeCrescenzo, Phyllis	2	4	6
Duke, Gary	3	3	6
Fasteau, Sally	2	4	6
Gardner, Jim	1	5	6
Wilk, William	0	2	2
Woodley, Laurel	3	3	6

### Mini-show Virtual Points

One (1) Mini show point each for a submitted photo of your cactus and succulent (up to 2 points)

Up to two (2) points for those submitting garden photos if you had **not** submitted Mini-show photos.





## Upcoming Events

[Click here for Full List](#)



SOUTH COAST  
CACTUS & SUCCULENT  
SOCIETY

### ZOOM MEETING “Staging”

Sunday, April 11, 2021

Join the zoom meeting:

<https://us02web.zoom.us/j/84872368311?pwd=-SU9HOSsaGRnQWk1OWIy-blpEWER2Zz09>

**Speakers:**

Karen Ostler

**Start time:**

1:00 pm meeting

1:30 pm presentation



Check all events as they may have been

[For more information and to learn more](#)

## 2021 Board of Directors

OFFICERS:

President

**Maria Capaldo**

Vice President

**M.A. Bjarkman**

Secretary

**Sue Wong**

Treasurer

**Bernard Johnson**

AT LARGE BOARD  
MEMBERS:

**Terri Straub**

**Clif Wong**

**Corey Zedler**



STANDING  
COMMITTEE CHAIRS:

Communications

**Mike Short**

Finance

**Jim Hanna**

Membership

**Sally Fasteau**

Programs

**Gary Duke**

Show and Sale

**Open**



COMMITTEE  
MEMBERS (TASKED):

Mini-Show Coordinator

**Jim Tanner**

Publicity (Show)

**Open**

Publicity (Monthly)

**Ann Nye**

Speaker Coordinator

**Jade Neely**



LIAISONS:

CGCI

**Lou Hagemeier**

CSSA

**M.A. Bjarkman**

OTHER POSITIONS:

Facebook

**Laurel Woodley**

Instagram

**Caitlin Rubia**

Hospitality/Refreshments  
Volunteers

Newsletter

**Clif Wong**

Webmaster

**Mike Short**

Plant Man

**Jim Hanna**

