



## NEXT MEETING



**Attila  
Kapitany**

### Botanical Gardens of Australia Tour

Sunday July 14, at 1:00 pm  
(Program starts at 1:30pm)



Thanks to Gary Duke for an informative presentation last month and for opening up his yard to visitors. It's always great to get new ideas for placement of plants (according to the angle of the sun in your yard), or location of structures and different complements to plantings (crevice gardens, mounds, rocks, etc.) As summer gets underway, there are so many chances to attend Shows and Sales and to get ideas for our own gardens. Please see the calendar on the Society website for upcoming events.

We are starting another membership year and so it is time for members to renew membership in the Society. The Website contains a printable PDF renewal form: <http://southcoastcss.org/join/> (it's important to update information for our membership chair, Sally Fasteau, and to keep our records current). You may mail it in or bring to the next meeting.

Elections for the officers and Board members took place at the last meeting. Many thanks to the officers for their commitment to another year and welcome to new Board member Terri Straub.

I am looking forward to the Biennial CSSA Convention taking place in San Luis Obispo. We hope to hear many interesting speakers to bring back to our Society in the future. Getting new ideas is always important to keep our members engaged and interested.

Our upcoming speaker, Attila Kapitany, hails from Australia. He is a great speaker, a popular author on succulents and is always engaging. His topic on Botanical Gardens of Australia will be an exploration I am eagerly awaiting.

**See you there.**  
*Maria Capaldo, President*

## REFRESHMENTS

Thank you to those who brought refreshments in June.

Toni Luz  
Bernard Johnson  
Ana McKenzie  
Marie Bowers  
Pamela Broz  
Jim & Nancy Gray  
Clif Wong  
Gloria Diaz  
Martha Bjerke  
Jim Gardner

JULY: Gloria Diaz

## OUR MISSION

**We Aim To:**

Promote education and cooperation among hobbyists and others interested in the study, culture, and propagation of succulent plants, including cacti. Support the activities of organizations whose goals include the conservation of cacti and succulents in their native habitats.

**Learn facts, make friends, have fun!**



To learn more visit [southcoastcss.org](http://southcoastcss.org)



Like us on our facebook page

## IN THIS ISSUE

PRESENTER FOR THE MONTH	2
CACTUS OF THE MONTH	3
SUCCULENT OF THE MONTH	4,5
MINI-SHOW PLANTS 2019	6
MINI-SHOW PLANTS 2020	6
MINI-SHOW RESULTS	7
MINI-SHOW STANDINGS	8
SPECIAL STORY	9
CALENDAR OF UPCOMING EVENTS	10
BOARD OF DIRECTORS	10

## Attila Kapitany – “Botanical Gardens of Australia Tour”

Featuring highlights and interesting surprises through a cactus and succulent collector’s eyes.


Every Australian state has botanical gardens with often very different plants in very different settings. Stunning images of interesting and even bizarre plants are highlights of this talk. Starting with a brief look at our Melbourne Botanic Gardens then onto Adelaide, Sydney, Brisbane (Mt. Coot-tha), Darwin... Also some excellent regional botanic gardens that would be a worthy addition to any traveller’s itinerary.

Australia’s eight capital cities and 150 regional botanic gardens attract 13 million visitors a year with 41% of Australian adults going every year. Botanic gardens are the second most visited places in the country after cinemas. Let Attila show you why, with his most unique and entertaining style also reflecting his strong interest in rare and unusual tropical plants, aside from his professional work with cacti and succulents.



*Attila Kapitany*

*Attila is a succulent expert and author of many popular books on the subject will be along with pictures to show, and knowledge to share. Get an autographed copy of some of his publications.*



**JULY Mini Show Cactus and Succulents**



*Matucana grandiflora*



*Matucana formosa*



*Matucana Aureiflora*



*Oroya peruviana*

**Matucana** is a genus of cacti, containing approximately 20 species of mostly globular plants. The genus is only known from Peru, mostly along the Marañón River. Named after the small Peruvian town 50 miles east of Lima, where they grow at 6,000-13,000 feet

Overall, Matucana species are globular or cylindrical plants with shallow ribs and moderate to light spination. The largest maxing out at around 30 inches (75cm), most remain under a foot (30cm) in height. Ribs are distinctly tuberculate and the plant bodies are typically bright green. The flowers of Matucana are quite distinctive and showy. Most are bilateral and stand up above the plant on tall floral tubes that are reminiscent of “cowl vents” on a ship. (The vents that cartoon characters are always jumping into.) Most flowers are red, but may be orange, pink, yellow, or white. Fruits are juicy and round.

**Oroya** is a genus of cacti, originating from Peru. The name comes from the Peruvian town of la Oroya where the first plants were discovered. Oroya species are solitary with a globular form and many ribs with usually-dense pectinate spines. Usually up to 13 inches (32 cm) high, and 9 inches (22 cm) in diameter. Small flowers (up to 1 cm in diameter) grow along a ring near the top of the plant. The flowers are yellow, but their stems are often pink or red. All the species are difficult to grow, and are often encountered grafted.

[More photos](#)

LATIN LOOKUP – Loquerisne Latine (Do you speak Latin?)  
 The meanings of latin plant names on pages 4 and 5 are  
 from the website <http://davesgarden.com/guides/botanary/>

- aureiflora [awr-ee-ih-FLOR-uh] From the Latin aureus (yellow) and florus (flowered).
- formosa [for-MOH-suh] Beautiful.
- grandiflora [gran-dih-FLOR-uh] With large flowers.
- intertexta [in-ter-TEKS-tuh] Intertwined.
- Matucana [mat-oo-KAN-uh] Named for the Pervuian city of the same name.
- Oroya [or-ROY-uh] Named for La Oroya, near Lima (Peru).
- peruviana [per-u-vee-AN-uh] Of or from Peru.



*Oroya borchersii*



*Oroya acolana*

**Mesembs** form a major and unique component of southern Africa's arid land flora. Succulent leaves, bright shiny-petalled flowers and hygrochastic fruit (capsules open when it rains) characterize the group. Mesembs are extremely diverse, particularly so in the Succulent Karoo Region, although they have a strong presence in the Fynbos. Some of the more primitive groups are almost entirely confined to Fynbos, suggesting that the Fynbos Biome may have acted as a mesic refuge for the semi-succulent members of this group. Mesembs are the subjects of a huge trade in 'curiosity plants' among succulent collectors. They display features not seen elsewhere in the plant kingdom. The combination of minutism, mimicry and extreme succulence accounts for much of the variation in form and bizarre shapes that add to their appeal. Mesembs are annual to perennial succulents, ranging from minute to compact and tufted to prostrate to decumbent; herbs, dwarf shrubs, subshrubs or shrubs, they are rarely spiny. The leaves are opposite, rarely alternate, simple, free at the base to almost completely united into single, conical and spherical bodies, often sheathing the stem. Their shape may be flat to 3-angled to cylindrical. All leaves may be similar or different types of leaf pairs may be present, members of a leaf pair may be similar or dissimilar.

*Mesembs cont'd next page*

LATIN LOOKUP – Loquerisne Latine (Do you speak Latin?)

The meanings of latin plant names on pages 4 and 5 are from the website

<http://davesgarden.com/guides/botanary/>

Speak Latin?

**Aloinopsis** [al-low-in-OP-sis] Aloe-like.

**Argyroderma** [ar-gy-ro-DERM-uh] 1. Silver skin. 2. From the Greek words argyros (silver) and derma (skin).

**calcareia** [kal-KAR-ee-uh] Of chalky land.

**Cheiridopsis** [kye-rid-OP-sis] From the Greek cheiris (sheath) and oopsis (resembling), referring to the leaves forming a sheath covering the emerging leaves.

**crassum** [KRASS-um] Thick, fleshy, dense or fat.

**Delosperma** [del-oh-SPUR-muh] Obvious seed.

**densum** [DEN-sum] Compact, dense.

**fissum** [FIZ-zum, FIS-sum] From the Latin fissura, to split or crack.

**Gibbaeum** [GIB-bay-um] from the Latin gibba (hump), for the humped leaves of each leaf pair.

**marlothii** [mar-LOTH-ee-eye] Named after Hermann Wilhelm Rudolph Marloth, 19th century German botanist and author in South Africa.

**mirabile** [mih-RAB-ih-ley] Wonderful.

**nanus** [NAN-us] Small, dwarf.

**Odontophorus** [oh-don-to-FOR-us] Bearing (carrying) teeth.

**pubescens** [pew-BES-senz, pub-ess-ens] Downy, short haired.

**rubrolineata** [roo-bro-lin-ee-AY-tuh] Red Lined.

**Schwantesia** [shwan-TEZ-ee-uh] Named for Dr. Martin Heinrich Gustav Schwantes, 20th century German botanist specializing in Mesembs.

**shandii** [SHAN-dee-eye] For John Shand, 20th century magistrate in Ladsmith, South Africa.

**spathulata** [spath-yoo-LAY-tuh] With a small spathe.

**Stomatium** [sto-MAH-tee-um, sto-MAY-tee-um] From the Greek stoma (mouth).

**Titanopsis** [ty-tan-OP-sis] Resembles Titan, the sun god; referring to the flower's resemblance to the sun.

**Trichodiadema** [try-koh-dy-uh-DEE-ma] From the Greek thirix (hair) and diadema (band around the head); referring to the crown of bristles on the leaf tips.

Succulent: Mesembs




*Odontophorus nanus*



*Schwantesia marlothii*



*Titanopsis calcarea*



*Stomatium resedolens*

Succulent: Mesembs

Mesembs comprise 127 genera and about 1,700 species, and account for 63% of southern Africa's succulent flora, and almost 10% of South Africa's Flora. Modern taxonomic interpretation places this group into the family Aizoaceae, although the old family name Mesembryanthemaceae is still used. This family is comparable in size to the New World Cactaceae, also an arid area specialist group. Mesembs occur mostly in the southwestern parts of the African continent, from Angola down to the Western Cape Province, extending well into the east over the central plateau of South Africa and reaching into Zimbabwe and Botswana. They dominate vegetation in the Succulent Karoo Region. This winter rainfall desert constitutes the world's only arid biodiversity 'hotspot' of the 25 recognized globally. The family is almost entirely endemic to southern Africa with only about 20 species occurring naturally elsewhere.



*Argyroderma fissum*




*Delosperma crassum*



*Aloinopsis loganii*



*Cheiridopsis denticata*



*Aloinopsis rubrolineata*



*Aloinopsis spathulata*

## SCCSS Mini-Show Calendar



### Minishow Plants for 2019

July	Matucana, Oroya	Mesembs, NO Lithops or Conophytum
August	Epithelantha, Frailea, Aztekium	Dyckia, Hechtia, Puya
September	Variegated cactus	Variegated Succulent
October	Turbinicarpus	Adromischus
November	South American columnar cactus (Espostoa, Oreocereus, Cleistocactus, etc.)	Pelargonium, Sarcocaulon, Tylecodon
December	<b>HOLIDAY POTLUCK</b>	<b>HOLIDAY POTLUCK</b>

### Minishow Plants for 2020

January	Mammillaria straight spine (clumping)	Aloe
February	Epiphytic Cactus	Haworthia, Astroloba
March	Echinocactus	Agave, Manfreda, (inc. x Mangave)
April	<b>SHOW &amp; SALE</b>	<b>SHOW &amp; SALE</b>
May	Notocactus, Parodia	Euphorbia (not from Madagascar)
June	Opuntia, Tephrocactus, Cylindropuntia, Austrocylindropuntia	Cissus, Cyphostemma

## JUNE SCCSS Mini-Show Winners



Can you match up the winning plants ?

Open Cactus	1st 2nd 2nd 3rd 3rd	Gary Duke Maria Capaldo Laurel Woodley Maria Capaldo Gary Duke	<i>Weingartia punpunea</i> var. <i>santiagincensis</i> <i>Aylosteria fulviseta</i> <i>Rebutia heliosa</i> <i>Rebutia rauschii</i> <i>Weingartia neocumingii</i> var. <i>mataralensis</i>
Open Succulent	1st 2nd 2nd 3rd 3rd	Phyllis DeCrescenzo Maria Capaldo Phyllis DeCrescenzo Maria Capaldo Jim Gardner	<i>Echeveria derenbergii</i> <i>Echeveria hybrid</i> <i>Echeveria pulvinata</i> <i>Echeveria agavoides</i> 'Ebony' <i>Echeveria</i> 'Domingo'
Intermediate Cactus	1st 2nd 2nd 3rd	Sally Fasteau Sally Fasteau Coni Nettles Anita Caplan	<i>Sulcorebutia steinbachii</i> <i>Rebutia kupperiana</i> <i>Rebutia krainziana</i> <i>Rebutia muscula</i>
Intermediate Succulent	1st 2nd 2nd 3rd 3rd	Coni Nettles Anita Caplan Bernard Johnson Sally Fasteau Bernard Johnson	<i>Echeveria</i> 'Black Prince' <i>Echeveria gibbiflora</i> <i>Echeveria</i> <i>Echeveria</i> 'Doris Taylor' <i>Echeveria</i> 'Perle von Nurnberg'
Novice Cactus	1st 2nd 3rd	Terri Straub Ted Johnson Ted Johnson	<i>Rebutia muscula</i> <i>Rebutia krainzianad</i> <i>Rebutia crispata</i>
Novice Succulent	1st 2nd 3rd 3rd	Diane Cottrell Martha Bjerke Jim Tanner Terri Straub	<i>Echeveria</i> 'Neon Breakers' <i>Echeveria agavoides</i> 'Ebony' <i>Echeveria</i> 'Black Knight' <i>Echeveria</i>

## SCCSS Mini-Show Final Results *(As of July 13, 2019)*

Novice Class	Cactus	Succulents	Total	Intermediate Class	Cactus	Succulents	Total	Open Class	Cactus	Succulents	Total
Bjarkman, MA	4	-	4	Caplan, Anita	8	8	16	Capaldo, Maria	30	21	51
Bjerke, Martha	1	12	13	Fasteau, Sally	31	41	72	DeCrescenzo, Phyllis	17	40	57
Cottrell, Diane	5	20	25	Johnson, Bernard	9	11	20	Duke, Gary	31	6	37
Diaz, Gloria	3	2	5	Johnson, Jackie	4	-	4	Gardner, Jim	6	11	17
Dorsey, Martin	12	2	14	Knight, Carol	-	8	8	Hanna, Jim	4	15	19
Hulet, Lupe	3	-	3	La Forest, Dale	7	-	7	Warzybok, Hank	4	-	4
Johnson, Ted	17	24	41	Neely, Jade	5	11	16	Wilk, William	14	10	24
Keka, Ray	-	1	1	Nettles, Coni	32	21	53	Woodley, Laurel	10	10	20
Mosher, Nancy	11	10	21	Short, Mike	6	3	9				
Nisewanur, John	4	10	14								
Richer, Russ	-	1	1								
Sover, Suzane	2	-	2								
Stenson, Dean	2	-	2								
Straub, Terri	32	9	41								
Tanner, Jim	5	7	12								
Trostler, Marie	4		4								

### SCCSS Mini-Show Rules

A Mini-show is scheduled for all meetings except April (Show and Sale) and December (Holiday Potluck) as a way for members to show their prized plants and staging skills; and for everyone, especially novices to learn how to grow and show theirs. Lists of eligible plants are printed in the newsletter and on our Society's website.

There are three entry classes: Novice, Intermediate and Open. New members may enter at any level, but once a level has been entered members may not regress to a less advanced class.

There are two plant categories, Cactus and Succulent. Up to three entries per member may be entered in each category.

Exhibitors must be club members in good standing and present at the meeting. One member's name representing a household must be used unless plants are grown and shown separately. We trust you.

Any container may be used, including plastic. The containers and plants must be free of pests and disease. Only one plant/container is permitted but this includes rosettes/offsets/pups connected by rhizomes, stolens, and above ground clusters. Dish gardens are an exception if they are the category of the month.

Novice and Intermediate entries must be grown by the exhibitor for a minimum of six months, and open class entries for one year.

Usually our speaker (as an unbiased expert) will be asked to judge, but if the speaker is a Society member, one or two members who are not showing will be asked to judge. Remember, judges may not be experts and usually judge based on how well the plant is grown and staged. The following point system is used.

- 1st place – 6
- 2nd place – 4
- 3rd place – 2
- Entries not disqualified receive 1 point.

After the November meeting, point totals will be reviewed by the Board. Novice and Intermediate members with more than 64 points or with at least 6 first place awards may be asked to move to the Intermediate or Open class if their entries show them qualified. This is a subjective judgment.



# Greenhouse Notes:

by Karen Ostler

‘Reproduced from the May 2018 issue of the “Cactus Chronicle” newsletter of the Los Angeles Cactus and Succulent Society.’



*Karen Ostler*

I bought plants at the Drought Tolerant Festival; I hope you did as well for several reasons. First, it is an opportunity to buy without having to nursery hop. All of the nursery people were here with their very best plants, new introductions and old favorites. Second, our vendors come to us, we need to show them we appreciate that and buy some of those wonderful plants. Third, it's a chance to talk to the people growing the plants we all love, you took advantage of that, I hope.

Now that you've taken them home and hopefully watered and fed them, there are a couple of things you can do to insure that your new acquisitions are happy. Hopefully you asked the vendor a little bit about the plants you were buying, things like; how long can it stay in this pot before it has to be transplanted? Has it been fertilizer recently? How much water is the vendor giving it? Where is he or she growing it?

But even asking these questions isn't enough; you're going to have to do a little bit more to really achieve plant nirvana.

Do some research.

Yikes. Scary thing research, but trust me, just do it.

Use the internet or avail yourself of the wonderful Library the Society owns. First find out the habitats where the ancestors of your new plants grow; mountains, plains, true desert, or forest; yes, forest.

Many *Gymnocalyciums* and *Mammillarias* grow in pine forests.

The native habitat of a plant can tell you a lot about how to take care of your new plant. Those forest dwelling 'Gymnos' and 'Mamms' like a bit of shade during the hottest part of the day and aren't going to be very happy growing out in full sun. And they prefer a little bit of humus mixed into their soil to mimic the detritus that a forest provides. A plains growing plant like some *Opuntias* like a little shade provided by taller growing grasses and plants and actually like a bit of clay in their soil mix as well.

Research will tell you that, or at least point you in the right direction.

We can't always mimic the conditions found in habitat, but we can come close. *Copiapoas* grow in a true desert; but within range of ocean fogs.

Kind of hard to match that unless you live at the beach, but you can come close by making certain that 'Copis' have a bit of humidity to maintain that lovely glaucous glow.

But most of all I really hope you had a great time at the Festival.

Two days of hanging out with people who understand about the wonderful hobby growing these plants and it's a great chance to talk about the plants we all love.

Happy growing,  
Karen Ostler



## Upcoming Events

[Click here for Full List](#)



### CSSA Convention 2019 JULY 17-20, 2019

INFO:  
gunnar.eisel@gmail.com,  
<http://www.cssaconvention.com/>

[Learn more](#)



### Orange County C&SS Show and Sale 2019 JULY 26-27

Fri. July 26th Noon-8pm,  
Sat. July 27th 9am-7pm  
Anaheim  
United Methodist Church,  
1000 S. State College Bl.  
Anaheim, CA 92806

INFO:  
Call 949-212-8417

[Learn more](#)



### 34<sup>th</sup> Intercity Show & Sale AUGUST 10-11

Sat. August 10, 9am -5pm  
Sun. August 11, 9am -5pm

L.A. County Arboretum,  
301 North Baldwin Ave,  
Arcadia, CA 91007

[www.intercityshow.com](http://www.intercityshow.com)

INFO:  
Tom Glavich 626-798-2430  
or  
John Martinez 805-390-2139

[Learn more](#)

## Board of Directors 2019-2020

### OFFICERS:

President  
**Maria Capaldo**  
Vice President  
**M.A. Bjarkman**  
Secretary  
**Sue Wong**  
Treasurer  
**Bernard Johnson**

### AT LARGE BOARD MEMBERS:

**David Hodgson**  
**Terri Straub**  
**Clif Wong**

### STANDING COMMITTEE CHAIRS:

Communications  
**Mike Short**  
Finance  
**Jim Hanna**  
Membership  
**Sally Fasteau**  
Programs  
**Gary Duke**  
Show and Sale  
**Carol Knight**

### COMMITTEE MEMBERS (TASKED):

Mini-Show Coordinator  
**Jim Tanner**  
Publicity (Show)  
**Anita Caplan**  
Publicity (Monthly)  
**Ann Nye**  
Speaker Coordinator  
**Jade Neely**

### LIAISONS:

CGCI  
**Lou Hagemeyer**  
CSSA  
**Bill Wilk**

### OTHER POSITIONS:

Facebook  
**Laurel Woodley**  
Hospitality/Refreshments  
**Volunteers**  
Newsletter  
**Clif Wong**  
Webmaster  
**Mike Short**  
Plant Man  
**Jim Hanna**