

SOUTH COAST
CACTUS & SUCCULENT
SOCIETY
NEWSLETTER

FEBRUARY 1985

Meeting: Sunday Feb. 10

At 12:30 PM for Board Mt'g.

At 1:30 PM for Regular Mt'g.

Where: South Coast Botanic Gardens
26300 Crenshaw Boulevard
Palos Verdes Peninsula

Board Mt'g: Everyone welcome! Included
in matters to discuss will
be the horticultural class-
ifications of show plants for
our 1985 show.

Regular Meeting

Pachypodium geayi

PROGRAM: PACHYPODIUM!

Sylvia and Gordon McTavish of Sierra Madre will present a program on these remarkable succulents. You'll also enjoy their very fine photography.

MEMBERS: BRING YOUR PACHYPODIUMS TO SHARE - EVEN THE DORMANT ONES!

Refreshments: Our thanks to Margaret Brennan, Jim Hanna, Carol Kennedy, and Virginia Russell who will join Verna McCarty in providing our repast.

Club Supplies: for sale as usual. See Mary Belle.

Library: Time to check out books to help you identify and label your potential show plants.

Cactus Garden, Membership, and Show Info: See page 3.

General:

- January - February - Aloes are flowering at the Huntington.
Great photo opportunities.
- Late February - Estimated time for peak bloom at Woody's Nursery,
Cactus Data Plants in Littlerock. (Phone first).
- April - May - Deserts in bloom. (More photo opportunities).
- May - New C. & S. Glasshouse to open at Huntington. Also, plant
sale at Huntington probably sometime this month.

Shows, Sales, & Etc.

- February 20 - San Gabriel Study Group, see explanation below.
- April 14 - Our Club bus trip to Tegelberg's through desert bloom!
- April 12, 13, & 14 - San Gabriel Society C & S Show & Sale,
LA Arboretum
- April 13 & 14 - South Bay Bromeliad Associates Show at South Coast
Botanic Gardens.
- May 4 & 5 - Fiesta de Flores, S. Coast Botanical Gardens
- May 18 & 19 - Orange County C & S Soc. Show & Sale, Yorba Linda
Library (enter May 17 PM)
- June 1 & 2 - San Diego C & S Soc. Show, San Diego
- JUNE 8 & 9 - SOUTH COAST C & S SOCIETY SHOW at South Coast Botanic
Gardens
- July 6 & 7 - CSSA (the National) Show & Sale, LA Arboretum
- July 8 - 12 - CSSA National CONVENTION, next door in San Diego.
- July 21 - Long Beach Cactus Club Show and Sale at the Adobe
- August 24 & 25 - Sunset Club Show & Sale, Culver City

& & & & & & & & & & & & & & & &

* THE STUDY GROUP of the San Gabriel Valley C & S Soc.

INVITES YOU

to join their informal study group meetings for in-depth
sharing and learning. All you need is the desire to
learn, but if you have specimen plants or special info.,
bring them! The Study Group meets on the third Wed. of
each month at 7:30 PM for the 6 months of Jan. through
June. The meeting place is at the San Gabriel Adult Center
at 324 South Mission Drive, San Gabriel, next door to the
Civic Auditorium. Meetings are chaired by Joe Clements and
an assistant-of-the-month. The schedule is:

February 20	Books/Periodicals on Cacti & Succulents	Fred Hutflesz
March 20	Crassulas	Toni Chaput
April 17	Didiereaceae	Audrey Tucker
May 15	Adromischus	Jim Hanna
June 19	Stapelia	To Be Announced



P. GEAYI

CLUB REPORTS

MEMBERSHIP: Norma Holley reports that the 1985 Roster will be distributed at the meeting this Sunday. Those who sent their dues late, regretablely won't be included in the initial listing.

If you didn't receive a new membership card/name tag, see Norma at the meeting. These cards are to be inserted in our plastic badge holders. If your clear plastic holder has been lost or has self-destructed, see Norma!

CACTUS GARDEN: Ed and Doug want to thank everyone for the very successful work day last month. It was a nice turnout though we always need more members to add their energetic and enthusiastic support. A good time was had by all, and garden landscaping, planting and weeding proceeded on schedule. There was some extra excitement provided by "the great exploding garden roller"! You never know when a tool will turn mean!

At the meeting we'll decide on a date for our next work day. Mound chairpersons should also think about mound configuration - what plant goes where (what will grow well where, and what looks good where and with what). Also plants will need identification. March, by the way, should be a good planting month (or transplanting month!).

SHOW: It's time for our ANNUAL ART CONTEST for the show poster. Start thinking and sketching! There'll be more info. at the Feb. meeting with judging at the March meeting.

Thanks to Bob Causey for all his work on revising our show schedule. Final decisions at the board meeting!

PROGRAMS: Jim Hanna confirms that in March we'll have Woody Minnich's program on Oaxaca #7. Last month we were lucky to hear the latest thoughts about Mamms from an expert, and Woody refused any honorarium because he forgot his slides.



The cover illustration as well as the above rendering of Pachypodium brevicaulis are by botanical artist James D. McMannis III of Ohio University and are from the 1982 Highland Succulents Catalog and are used with Highland Succulents' permission. Highland Succulents is an Ohio mail-order nursery with a large listing.

Congratulations!

CONGRATULATIONS TO THE
LOS ANGELES CACTUS & SUCCULENT SOCIETY

IT'S THEIR 50TH ANNIVERSARY

And they're celebrating with a gala banquet on Sunday March 3,
AND ALL MEMBERS OF THE CACTUS AND SUCCULENT CLUBS ARE INVITED!
The gala will be held at the Braemar Country Club, 4001 Reseda Blvd.
(south of Ventura Blvd.), Tarzana, from 12:30 - 4:30 (12:30 - 1:30
Social Hour, and 1:30 - Luncheon). Luncheon menu will be stuffed
chicken breast etc. \$12.50 per person. Make check payable to
LACSS & mail to Chris Rogers, [REDACTED]
Include name, number in party, and phone number.

There will be lots of oldtimers, lots of history, and lots
of nostalgia. Why not be a part of it?!

@ @

And


from Ted Taylor comes the
following excerpt from
Walt Whitman:

"you must not know too much,
or be too precise or scientific
about birds and trees and flowers, ...
a certain free margin,
and even vagueness --
perhaps ignorance, credulity --
helps your enjoyment of these things."

Pachy. brevicaule



A review copy of the new ADENIUM & PACHYPODIUM HANDBOOK by Gordon D. Rowley, published by the British C&S Society, has recently been received by me. This is the most recent booklet in the occasional series begun by the National C&S Society and is notably among the best, with a thorough coverage of the subject. As the author says in the preface: "Until now there has been no separate publication devoted to the succulent Apocynaceae, although much is to be found scattered in the literature, mostly in French and German. The writer has had the good fortune to see both genera in habitat in Southern Africa, and has studied most of the species in cultivation: it is from this angle as collector and cultivator that this introductory handbook is written. It brings together and sifts the best from the published records, and adds I hope, a spice of personal success and failure in trying to acquire, acclimatise and multiply these enigmatic, ever-fascinating wonders of the vegetable kingdom."



Pachypodium lealii
var. *saundersii*

CREDITS (not given elsewhere):

above book review is reprinted in part, and with the two Pachy. drawings on this page, are from CSIE, the Cactus and Succulent Information Exchange, #6, 1982.

The "GLOSSARY" and flower petal shape drawings on the next two pages are from the Wisconsin Cactus and Succulent Club Newsletter, V.8, # 10, November, 1982.

The PACHY. DRAWINGS overleaf and also on the calendar page are from Hermine and Roger Stover's Endangered Species Catalog for 1981-1982. Endangered Species is a mail-order nursery. Write them for catalog price etc. at

Please send any newsletter or calendar info. by the 25th of each month to the South Coast Cactus & Succulent Society Newsletter Editor Carol Wujcik, Fountain Valley, (

~~~~~

Drawing below is another rendering of P. brevicaule, an amazing plant which can break a grower's heart! Drawing below is by Eleanor Barker.





UNDERSTANDING PLANT DESCRIPTIONS AND KEYS  
Part four

GLOSSARY - Flower petal shapes

(applicable also to other plane bodies like leaves and solid bodies like fruits, seeds & caudices)

- 1a. Elliptical - a flat body which is oval and acute at each end
- b. Ellipsoidal - a solid body with an elliptical form.
2. Oblong - length being two or three times the width
- 3a. Orbicular - flat and circular in outline
- b. Globose - spherical
- 4a. Rhombic - diamond shaped with obtuse angles
- b. Fusiform - spindle-shaped; terete and tapered toward both ends (terete - circular in cross-section)
- 5a. Linear - long and narrow with parallel edges, like a grass leaf
- b. Cylindrical - long and round (filiform if very narrow) (filiform - thread-like; cylindrical and elongated)
- 6a. Ovate - oval; flat and egg-shaped in outline
- b. Ovoid - solid and egg-shaped
- 7a. Lanceolate - lance-shaped, that is broadest near the base and tapered into a sharp tip
- b. Subulate (if long and narrow) - awl-shaped; narrow, terete and gradually tapering to a point
8. Cordate - heart-shaped (shaped like the spade on a playing card)
- 9a. Triangular - having the form of an equilateral triangle
- b. Conical - having the form of a cone
10. Reniform - kidney-shaped in outline.
- 11a. Obovate - egg-shaped, with broader end uppermost
- b. Obovoid - ovoid with the broad end toward the apex
- 12a. Oblanceolate - inversely lanceolate
- b. Clavate - club-shaped
13. Obcordate - heart shaped with the notch apical
14. Spatulate - shaped like a spatula or narrow spoon
- 15a. Deltoid - triangular, attached by one corner
- b. Obconical - shaped like an inverted cone
16. Entire - having a smooth unbroken margin
17. Sinuate - with a margin curving in and out; strongly waved
18. Crenate - having rounded (convex) teeth
19. Dentate - toothed, with symmetrical triangular teeth
20. Serrate - having an edge with lop-sided triangular teeth, like a saw
21. Incised - deeply and sharply cut into lobes; regularly divided by deep incisions
22. Erode - jagged, as if bitten into at the margins; irregular
23. Acute - sharp pointed (measuring less than 90°)
24. Obtuse - blunt or rounded at the tip (more than 90°)
25. Rounded - self explanatory
26. Retuse - having the apex rounded with a shallow curved central notch
- Emarginate - shallowly notched at tip of leaf
27. Apiculate - ending abruptly in a small distinct point; terminating in a short but not stiff point
- Mucronate - abruptly terminated by a small, hard, sharp point
28. Cuspidate - abruptly ending in a long sharp tip
29. Acuminate - tapering gradually to a point, with the sides more or less concave



ADENIUM OBESUM



P. NAMAQUANUM



P. HOROMBOENSE



P. ROSULATUM

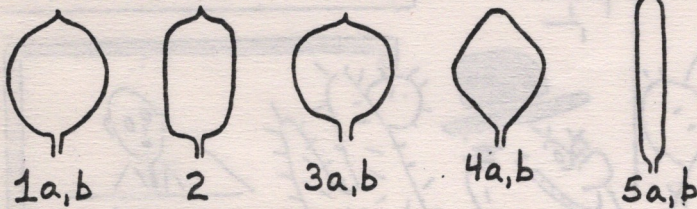
30. Caudate - tailed; with a long tapering terminal appendage
31. Truncate - ending abruptly, as if sliced off
32. Attenuate - tapering gradually to a point
33. Cuneate - wedge-shaped; narrowly triangular with the acute angle toward the base
34. Auriculate - eared; having two rounded lateral lobes

REFERENCES

Name That Succulent, by Gordon D. Rowley, 1980  
A Glossary of Botanical Terms, by Cyril A. E. Parr  
Webster's Dictionary

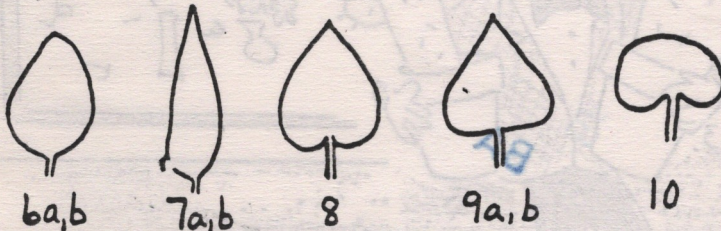


WIDEST MIDWAY




TERMS APPLICABLE TO ALL PLANE BODIES - LEAVES, PETALS ETC. ALSO TO SOLID BODIES SUCH AS FRUIT, SEEDS AND CAUDICES.

WIDEST BELOW MIDDLE




NOTE: In principle, -ate signifies a plane surface and -oid a solid body. But common usage allows a few exceptions.

WIDEST ABOVE MIDDLE

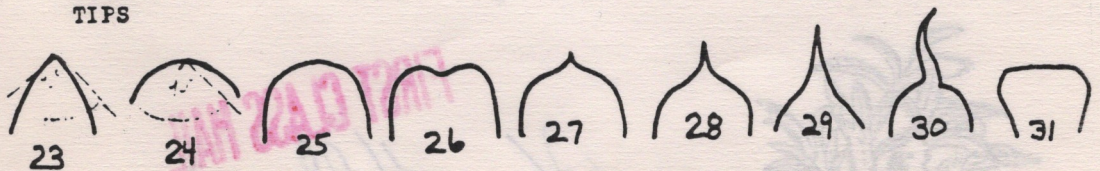


Ob- indicates reversal in relation to point of attachment.

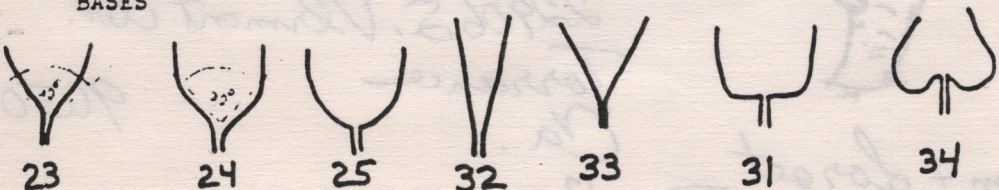
MARGINS



TIPS




BASES






SAY IT WITH  
FLOWERS



from  
"PIX"  
22 June 63

from the Dec. '63 New Zealand  
Cactus + Succulent Society  
Rotorua Branch Newsletter

SOUTH COAST CACTUS AND SUCCULENT SOCIETY  
NEWSLETTER



FIRST CLASS MAIL

Norma Holley

Don't forget  
Valentines Day! ♥