



# PRICKLY NEWS

SOUTH COAST CACTUS & SUCCULENT SOCIETY NEWSLETTER | JANUARY 2020

**Jeff Moore**

**NEXT MEETING**  
Sunday, Jan 12, 2020

**SPINY SUCCULENTS: Euphorbias, Cacti, and Other Sculptural Succulents and (Mostly) Spiny Xerophytic Plants**



The Annual Holiday Potluck Party was a success with lots a good food and time to socialize. Thanks to Phyllis for the table decorations, Laurel for the juniper decorations, Bernard and Clif for preparing the meat and all those who helped set up and clean up. I hope that everyone had a great time.

The winners for the drawing for gift memberships for CSSA (Cactus and Succulent Society of America) were Phyllis De Crescenzo and John Nisewaner. I hope they enjoy the Journal.

Our 2020 plant of the year is *Lobivia saltensis*. This is a summer grower and can be grown in full sun or afternoon shade. It is best to repot in Spring and keep dry during the winter.

The rains have given my succulents some colorful growth. Remember to protect your plants from cold when it rains heavily.

I look forward to the Huntington Desert Forum on January 18<sup>th</sup>, a yearly open house event for CSSA affiliate members to enjoy the Gardens and purchase plants. See the calendar for information.

The past month we lost one of our members, Hank Warzybok. He was one of our vendors, always greeting everyone with a smile. He will be greatly missed.

The presenter at our January meeting is Jeff Moore, owner of Solana Succulents. His talk on Spiny Succulents should be fun.

See you there!  
Maria Capaldo, President

In Memoriam: **Henry Martin Warzybok**  
*November 05, 1939 - December 15, 2019*

Hank, as he was known to us, was born in Detroit, Michigan and grew up in a Polish neighborhood in Hamtramck, Michigan. He joined the Navy and trained to be an electronics technician which became his career of over 30 years at TRW.

Hank was devoted to conservation, saving the environment and experiencing the natural outdoors. He traveled extensively, loved hiking and camping in the desert. But most of all, he loved his plants. He converted his lawn in his Lakewood home to a beautiful cactus and succulent garden. His entire backyard was landscaped to accommodate his succulents as well. He was a life-long member of the Long Beach Cactus and Succulent Society and its President for about 10 years. He joined the South Coast Cactus and Succulent Society in 2000 and has been a vendor both at meetings and at the Show and Sale. He will be remembered for greeting all with a smile, sharing amusing anecdotes, and his zest for life. He preferred the written word over computers and emails, and any communication with him always resulted in receiving a card in response.

He is survived by his daughter, Karin, and son, Michael, as well as his grandchildren Evan and Olivia.

Let us remember Hank by emulating his young spirit, greeting each other with a smile and sharing fun stories.



[To learn more visit southcoastcss.org](http://southcoastcss.org)



[Like us on our facebook page](#)




[Follow us on Instagram, \\_scss\\_](#)

## IN THIS ISSUE

PRESENTER FOR THE MONTH	2
CACTUS OF THE MONTH	3
SUCCULENT OF THE MONTH	4
2019 HOLIDAY PARTY PHOTOS	6
2019 POY SURVEY RESULTS	7
MINI-SHOW PLANTS, 2020 CALENDAR	8
MINI-SHOW FINAL RESULTS FOR 2019	9
2020 PLANT OF THE YEAR	10
2020 PLANT OF THE YEAR QUESTIONNAIRE	11
BOARD OF DIRECTORS	12

## 2019 SPINY SUCCULENTS: Euphorbias, Cacti, and Other Sculptural Succulents and (Mostly) Spiny Xerophytic Plants



Nurseryman and author Jeff Moore has spent most of his adult life negotiating this spiny landscape and takes the listener on a tour of these remarkable plants in cultivation.

His talk explores some of the truly extraordinary succulents in cultivation: cacti, euphorbias, fouquierias, alluaudias, and a host of other dry-climate and often spiny architectural wonders. You will see images of some of these xerophytes in their native habitat, but the focus will be on spiny succulents in cultivation. Beautiful images of mature landscape plants will provide you with an appreciation of them at full size and maturity, but many are delightful little container specimens and are also highlighted.

While the structure of succulents is usually the first thing to draw you in, many will amaze you with their glorious and colorful flowers. You'll even learn to love the spines! Jeff Moore has owned and operated Solana Succulents retail nursery in Solana Beach since 1992. He grew up in Southern California, and is married with two grown sons. This is his fourth self-published title on succulent plants. Jeff is an accomplished and well-known speaker on cultivated succulents. He will have his latest book – “*Spiny Succulents*” on sale before and during our meeting.



## MINI Show Cactus

Mammillaria is one of the larger genera in the Cactus family, and one of the most variable, with some members remaining as solitary columns for their entire lives, some remaining as fingernail size solitary globulars, some straight spined, and some clumped and heavily spined with hooks. However, some of the most attractive are the straight spined clusters. This month we will show off our collections of Mammillaria straight spined clusters.

A Mammillaria is often one of the first cacti that a beginning grower buys. They are still available, often for less than a dollar in discount stores, and for just a bit more at local home centers and discount stores. A credit to the toughness of these plants, is that many survive for years in spite of all sorts of abuse and neglect. Many inexpensive purchases at local chain stores have been grown on to become show plants, the quality of the plant maturing with the skill and experience of the grower. In part because they are so generous with flowers and seeds, and the seeds germinate so readily, many rare species end up in unlikely places like home centers, supermarkets, and hardware stores. It's worth keeping an eye out for unusual specimens, but beware of names found on discount store plants.

The secrets to good growth are a continual supply of water and fertilizer during the growing season, strong light, and maintenance of a clean and insect free growing environment. Many people starve and under water their plants, in attempt to avoid rot. Most Mammillaria will take quite a bit of water and fertilizer when in growth. The main growth period is the late spring (Middle of April, through July.) When summer heat really appears growth slows for a time, picking up again when the weather cools, before stopping around Thanksgiving. Almost all Mammillaria will do just fine in Southern California, with little or no winter protection, as long as they are potted in a freely draining potting mix.

### Cactus: Mammillaria straight spine (clumping)



*Mammillaria haageana*



*Mammillaria perbella*



*Mammillaria compressa*



*Mammillaria geminispinga*

The appearance of white mealy bug egg cases (Mammillaria's worst enemy) on the tips of the spines or the appearance of ants means that mealy bugs are sucking the sap and life of the plant. Immediate treatment is required, with a thorough washing, and spraying with an insecticide. A less toxic solution is to soak the entire plant in soapy water overnight. Followed by a good rinse with water from a hose.

By Tom Glavich





## MINI Show Succulents

### Succulent: Aloe

Aloe, is a genus containing about four hundred species of flowering succulent plants. The most common and well known of these is Aloe vera, or “true aloe”.

The genus is native to Africa, and is common in South Africa’s Cape Province, the mountains of tropical Africa, and neighboring areas such as Madagascar, the Arabian peninsula, and the islands off Africa.

The APG II system (Angiosperm Phylogeny Group II system)(2003) placed the genus in the family Asphodelaceae. In the past it has also been assigned to families Aloaceae and Liliaceae or lily family. Members of the closely allied genera Gasteria, Haworthia and Kniphofia, which have a similar mode of growth, are also popularly known as aloes.

Most Aloe species have a rosette of large, thick, fleshy leaves. The leaves are often lance-shaped with a sharp apex and a spiny margin. Aloe flowers are tubular, frequently yellow, pink or red and are borne on densely clustered, simple or branched leafless stems.

Many species of Aloe appear to be stemless, with the rosette growing directly at ground level; other varieties may have a branched or unbranched stem from which the fleshy leaves spring. They vary in color from grey to bright-green and are sometimes striped or mottled. Some Aloes native to South Africa are arborescent.

Aloe species are frequently cultivated as ornamental plants both in gardens and in pots. Many Aloe species are highly decorative and are valued by collectors of succulents.



By Tom Glavich



*Aloe arborescens*



*Aloe arborescens*




*Aloe arenicola*



*Aloe brevifolia variegata*



*Aloe broomii*



*Aloe cameronii*



*Aloe Castilloniae*



*Aloe “Christmas Carol”*



# MINI Show Succulents



*Aloe variegata*


Succulent: Aloe



*Aloe pictifolia*



*Aloe vera*



*Aloe "Jeff Karsner"*



*Aloe plicatilis*



*Aloe "YellowTorch in Bloom"*



*Aloe polyphylla*



*Aloe polyphylla*



*Aloe polyphylla*

# The Holiday Party



The 2019 SCCSS Holiday Party. Happy Holidays!



## 2019 Plant of the Year (POY) Results

<i>Haworthia maughanii X truncata</i>	Total of XX Responses Received
<b>1. Where did you grow your plant?</b> In addition, one person grew it half year in a window and half on the patio	Patio 11 Balcony 2 Window 1 Greenhouse 1
<b>2. Did the plant survive until Nov 2019?</b>	Yes - 16 No - 1 (verbal)
<b>3. Did you like the plant?</b>	Yes - 14 No - 2
Comments	Beautiful flower - 4 It survived - 2 Long spines - 2 Too slow growing - 1 Did not do anything - no flower Too plain Jane, could not tell if dead or alive, too spiny
<b>4. Did the plant flower in your possession?</b>	Yes - 9 No - 7
<b>5. Was it grown in full sun, partial sun or shade?</b> (Half day full sun counted as partial sun)	Full Sun- 7 Partial Sun - 9 Shade - 0
<b>6. Did you repot it?</b>	Yes - 5 No - 11
If repotted, when and what soil mix was used?	Jan 18 - 1 person Jun 18 - Used pumice added to Miracle Grow Mix Jun 18 - Used 1/2 perlite + 1/2 Cactus mix Aug 18 - Added pumice to Cactus mix Other person did not give any specifics
<b>7. What was the approximate watering schedule?</b>	Every 2 - 3 days - 1 Once/week - 8 Once every 10 days - 2 Every 2 weeks - 2 1 - 2 weeks, sometimes up to 4 week - 2 When they remembered - 1
<b>8. Did you fertilize?</b>	No - 4 1/week - 8 every 2 weeks - 1 Once every 1 - 3 months - 3
Fertilizer used:	Cactus Juice or Miracle Grow - 2 Miracle Grow fertilizer 20/20/20 20/20/20, 1/4 strength Grow More fertilizer, a little (pinch) each watering - 2 Weekly, 1/4 - 1/2 tsp per 2 gal of water 20/20/20, 1/4 strength Grow More fertilizer, a little (pinch) each watering - 2 Weekly, 1/4 - 1/2 tsp per 2 gal of water

## SCCSS Mini-Show Calendar



### Mini-show Plants for 2020

January	Mammillaria straight spine (clumping)	Aloe
February	Epiphytic Cactus	Haworthia, Astroloba
March	Echinocactus	Agave, Manfreda, (inc. x Mangave)
April	SHOW & SALE	SHOW & SALE
May	Notocactus, Parodia	Euphorbia (not from Madagascar)
June	Opuntia, Tephrocactus, Cylindropuntia, Austrocylindropuntia	Cissus, Cyphostemma
July	Melocactus	Bromeliaceae (other than Tillandsia)
August	Astrophytum	Sedum, Pachyphytum, Sempervivum
September	Ariocarpus, Obregonia	Adenium, Adenia
October	Copiapoa	Graptopetalum, Graptoveria, Pachyveria
November	Crested and Monstrose	Crested and Monstrose
December	HOLIDAY POTLUCK	HOLIDAY POTLUCK



**SCCSS Mini-Show 2019 Final Results**[Click here for sortable standings](#)

Novice Class	Cactus	Succulents	Total	Intermediate Class	Cactus	Succulents	Total	Open Class	Cactus	Succulents	Total
Bjarkman, MA	4	6	10	Caplan, Anita	16	13	29	Capaldo, Maria	55	46	101
Bjerke, Martha	1	21	22	Fasteau, Sally	37	73	110	DeCrescenzo, Phyllis	38	61	99
Cottrell, Diane	13	27	40	Johnson, Bernard	14	32	46	Duke, Gary	71	29	100
Diaz, Gloria	4	5	9	Johnson, Jackie	4	-	4	Gardner, Jim	6	25	31
Dorsey, Martin	28	22	50	Knight, Carol	-	8	8	Hanna, Jim	4	38	42
Hulet, Lupe	3	-	3	La Forest, Dale	7	11	18	Warzybok, Hank	4	-	4
Johnson, Ted	25	47	72	Neely, Jade	5	11	16	Wilk, William	14	10	24
Keka, Ray	-	1	1	Nettles, Coni	39	32	71	Woodley, Laurel	10	29	39
Mosher, Nancy	11	10	21	Short, Mike	6	3	9				
Nisewanur, John	4	10	14	Tillotson, Joseph	-	1	1				
Richer, Russ	-	1	1								
Sover, Suzane	2	-	2								
Steenon, Dean	2	-	2								
Straub, Terri	47	12	59								
Straup, Matt	6	-	6								
Tanner, Jim	9	16	25								
Trostler, Marie	4		4								
Youssefzadeh, Jacob	-	6	6								

**SCCSS Mini-Show Rules**

A Mini-show is scheduled for all meetings except April (Show and Sale) and December (Holiday Potluck) as a way for members to show their prized plants and staging skills; and for everyone, especially novices to learn how to grow and show theirs. Lists of eligible plants are printed in the newsletter and on our Society's website.

There are three entry classes: Novice, Intermediate and Open. New members may enter at any level, but once a level has been entered members may not regress to a less advanced class.

There are two plant categories, Cactus and Succulent. Up to three entries per member may be entered in each category.

Exhibitors must be club members in good standing and present at the meeting. One member's name representing a household must be used unless plants are grown and shown separately. We trust you.

Any container may be used, including plastic. The containers and plants must be free of pests and disease. Only one plant/container is permitted but this includes rosettes/offsets/pups connected by

rhizomes, stolens, and above ground clusters. Dish gardens are an exception if they are the category of the month.

Novice and Intermediate entries must be grown by the exhibitor for a minimum of six months, and open class entries for one year.

Usually our speaker (as an unbiased expert) will be asked to judge, but if the speaker is a Society member, one or two members who are not showing will be asked to judge. Remember, judges may not be experts and usually judge based on how well the plant is grown and staged. The following point system is used.

**1st place – 6**

**2nd place – 4**

**3rd place – 2**

**Entries not disqualified receive 1 point.**

After the November meeting, point totals will be reviewed by the Board. Novice and Intermediate members with more than 64 points or with at least 6 first place awards may be asked to move to the

Intermediate or Open class if their entries show them qualified. This is a subjective judgment.

## 2020 PLANT OF THE YEAR

***Lobivia saltensis*, = *Echinopsis saltensis*** is a very interesting but variable species with several forms and variety.

**Origin:** It has wide range and is locally common in Argentina

**Habit:** It is a small cactus, usually solitary, or heavily clustering.

**Flowers:** Pretty, shining, small up to 5 cm long, unscented, somewhat bell-shaped-bulgy, dark orange-red or crimson that appears almost black when starting to open. The stamen's filaments are dark red and bear cream-white contrasting anthers. The stigma lobes are greenish.

**Blooming season:** The greater part of flowers appears in spring in the first flowering, but the plant can erratically produce some flowers in summer too.

**Cultivation and Propagation:** This is a much decorative frost hardy cactus easily found in cultivation. It is a summer grower species that offers no cultivation difficulties.

**Water:** In summer, during the vegetative period, it must be regularly watered, but allowing the substratum to completely dry up before irrigating again (but do not overwater); in winter, it's to be kept dry. Preferable not to water on overcast days, humid days or cold winter days.

**Hardiness:** It is a quite frost resistant cactus, hardy to  $-5^{\circ}\text{C}$  ( $-10^{\circ}\text{C}$  if very dry)

**Exposure:** Outside full sun or afternoon shade, inside needs bright light, and some direct sun, but, as a former mountain dweller, does not care for extremely high temperatures in summer.



***Lobivia saltensis*, = *Echinopsis saltensis***

Please use **one** form per person and circle answers

---

**1. Where did you grow your plant? (circle an answer)**

- Full sun
  - Partial shade, such as patio, under shade cloth, etc
  - Full shade
  - Full summer sun and partial shade during the winter
- 

**2. Did the plant survive until Nov 2020?**

Yes / No

---

**3. Did you like the plant? If so, why did you like it or did not like it?**

Yes / No

Comment?

---

**4. Did the plant flower in your possession? Color?**

Yes / No

Comment?

---

**5. Did you repot it?**

Yes / No

Comment?

---

**6. What was the approximate watering schedule? (circle an answer)**


- Every 1–4 days
  - About once/week
  - About every other week
  - About 1/month
  - Never
- 

**7. Did you fertilize? With what kind of fertilizer, and how much? (circle an answer)**

- Every watering
- Every other watering
- Once/month

## Upcoming Events

[Click here for Full List](#)



### 26th Annual San Gabriel Valley Cactus and Succulent Show and Sale

Saturday January 11, 2020  
9am-4pm

Sunday January 12, 2020  
9am-3pm

LA County Arboretum 310  
No. Baldwin, Arcadia, CA.

**Information:**  
Please contact [www.sgvcss.com](http://www.sgvcss.com)  
or 626-821-3222

[Learn more](#)



### South Coast Cactus & Succulent Society January meeting

January 12, 2020  
@ 1:00 PM - 4:00 PM PST

Cactus of the Month: Mammillaria  
straight spine (clumping)  
Succulent of the Month: Aloe

South Coast Botanic Garden,  
Frances Young Hall  
26300 Crenshaw Blvd.  
Palos Verdes Peninsula, CA 90274  
Phone: 310-544-1948  
Website: <https://www.southcoast-botanicgarden.org/>

[Learn more](#)



### Desert Forum at the Huntington Saturday, January 18, 2020 @ 1:00 PM - 4:00 PM PST

The Aloes are usually flowering and are spectacular. Knowledgeable staff and docents will be stationed throughout the Desert Garden. Aloes will be flowering. The Desert Conservatory will be closed, but participants will have the opportunity to peek at changes to the top of the garden

Huntington Botanical Gardens  
1150 Oxford Road  
San Marino, CA 91108  
626-405-2100  
<https://www.huntington.org/>

[Learn more](#)

## Board of Directors 2019-2020

#### OFFICERS:

President

**Maria Capaldo**

Vice President

**M.A. Bjarkman**

Secretary

**Sue Wong**

Treasurer

**Bernard Johnson**

AT LARGE BOARD  
MEMBERS:

**David Hodgson**

**Terri Straub**

**Clif Wong**



#### STANDING COMMITTEE CHAIRS:

Communications

**Mike Short**

Finance

**Jim Hanna**

Membership

**Sally Fasteau**

Programs

**Gary Duke**

Show and Sale

**Carol Knight**



#### COMMITTEE MEMBERS (TASKED):

Mini-Show Coordinator

**Jim Tanner**

Publicity (Show)

**Anita Caplan**

Publicity (Monthly)

**Ann Nye**

Speaker Coordinator

**Jade Neely**



#### LIAISONS:

CGCI

**Lou Hagemeyer**

CSSA

**Bill Wilk**

#### OTHER POSITIONS:

Facebook

**Laurel Woodley**

Instagram

**Caitlin Rubia**

Hospitality/Refreshments  
Volunteers

Newsletter

**Clif Wong**

Webmaster

**Mike Short**

Plant Man

**Jim Hanna**

