



NEXT MEETING: HOLIDAY POTLUCK



At this time of year, I would like to acknowledge those members who have contributed in so many ways to our Society. I would personally like to thank the following for their involvement:

- Mike Short** for managing our Website, Events Calendar, his Photography of Mini Show plants and setting up microphones at meetings.
 - Clif Wong** for his creative Newsletter, serving on the Board, designing our Show and Sale postcard, contributing ideas, all his help with setting-up and taking down the meetings and Show and Sale.
 - Sally Fasteau**, our membership chair, for maintaining our membership directory, greeting members at meetings and welcoming new members.
 - Gary Duke** for coordinating speakers, programs and supplying end of year plants.
 - Jade Nealy** for serving as co-coordinator of speakers and programs.
 - Carol Knight** for successfully managing the 2019 Annual Show and Sale.
 - Nancy Jengo** for signing up volunteers for the Show and Sale.
 - Dennis Emerson** for his help in setting up and taking down our meetings.
 - Phyllis and Bob De Crescenzo** for the centerpieces at our Holiday Potluck and their help at the meetings.
 - Jim Hanna** for supplying our monthly drawing and end of year prize plants, coordinating the vendors for the Show and Sale, and being the link with other clubs, setting up flyers and distributing information.
 - Jim Tanner** for tallying the Mini Show at meetings and contributing information on the plants of the month in our Newsletter.
 - Bernard Johnson**, for his meticulous work as Treasurer.
 - Sue Wong** for her work as Secretary, documenting and archiving minutes and her help with cleaning up after our meetings.
 - Ana MacKenzie** for her help in cleaning the kitchen after meetings.
 - M.A.** for serving as Vice President, and all her help in the kitchen and at our meetings.
 - Laurel Woodley** for her photography, posting on Facebook for the Society and willingness to be a source of advice for our Mini-show and member questions.
 - David Hodgson** for serving on the Board and procuring the T shirts for our Show and Sale.
 - Caitlin Rubia** for posting on Instagram.
 - Terri Straub** for agreeing to be on the Board and her help at meetings.
 - Anita Caplan** for the Show and Sale publicity and her proofreading skills.
 - Ann Nye** for monthly meeting publicity.
- Our liaisons, **Lou Hagemeyer** (CGCI) and **William Wilk** (CSSA)
- There are so many tasks to keep our meetings running and our Show and Sale successful, and so many of you have helped in some way.
- I thank you all for your contributions.**

Thank You


Thanks to those who brought refreshments in November


- Sonita Bontad**
- Maria Capaldo**
- Coni Nettles**
- Karen Cozzolino**
- Ana Mackenzie**
- Laurel Woodley**
- Clif Wong**
- Nancy Sams**
- Marie Bowers**




IN THIS ISSUE

HOLIDAY POTLUCK	2
2020 PLANT OF THE YEAR	3
QUESTIONNAIRE FORM: POY 2019	4
TIP OF THE MONTH	5
MINI-SHOW PLANT SCHEDULE	8
MINI-SHOW RESULTS	9
MINI-SHOW STANDINGS	10
CALENDAR OF UPCOMING EVENTS	11

 [To learn more visit southcoastcss.org](http://southcoastcss.org)

 [Like us on our facebook page](#)

 Follow us on Instagram, [_sccss_](#)

Maria E. Capaldo, President *Maria*



Our annual Holiday Pot Luck will be held on Sunday, December 8th, our usual meeting date. The festivities will start at noon in the Auditorium. We will start set-up at 10:30 AM. Anyone with a flair for decorating or arms to help with table and chair set up is encouraged to come at that time. Phyllis has volunteered for the centerpieces.

The Club will provide prime rib and ham, paper plates, cups, and plastic utensils. Coffee, tea and water will be available. You may bring your own drink if you want something else. Check-in with the kitchen monitor when you bring your covered dish for 10-12 people. It can be a salad, casserole, side hot or cold dish or dessert. (please keep desserts to a minimum). Appetizers should be brought before noon so we have something to munch on during our social ½ hour. Don't forget a serving utensil with your name on it. Please bring your food already heated or chilled. There really isn't time or the capacity to heat things up. The kitchen has one microwave, and a medium size refrigerator.

We are asking everyone to please enter through the auditorium, not the kitchen. You may drop off your dish from your car at the kitchen if you need to do so. Entry to the auditorium does not require garden admission. Adult guests will be permitted with a paid \$10 admission. Check in with Sally at the door. Please do not bring young children. If you are interested in bringing someone, please let Maria or Sally know by E-mail or phone.

Please also bring your 2019 "Annual Plant", *Haworthia maughanni X truncata* which you received last December which will be judged. It will be fun to see how they did – dead or alive. Please also bring your form for how you grew your plant. This will be available on the website and in this Newsletter. Everyone can pick up an "Annual Plant" for the 2020 contest.

The Mini-show winners will be announced and prize plants will be awarded to the people with the highest point totals. We will award to the highest 4-point total in each category. Thanks to all who participated in this interesting and educational activity.

We will also hold the drawing for 2 free memberships to CSSA for those who are interested and have not been members in the past. If you cannot attend the Potluck and would like your name submitted for the drawing, please E-mail Sally Fasteau or Maria (minniecap@icloud.com) and we will submit your name.

After we adjourn, please pitch-in and help clean up. We expect to adjourn around 2:00 pm.



2019 ANNUAL HOLIDAY POTLUCK

2020 PLANT OF THE YEAR

Lobivia saltensis*, = *Echinopsis saltensis is a very interesting but variable species with several forms and variety.

Origin: It has wide range and is locally common in Argentina

Habit: It is a small cactus, usually solitary, or heavily clustering.

Flowers: Pretty, shining, small up to 5 cm long, unscented, somewhat bell-shaped-bulgy, dark orange-red or crimson that appears almost black when starting to open. The stamen's filaments are dark red and bear cream-white contrasting anthers. The stigma lobes are greenish.

Blooming season: The greater part of flowers appears in spring in the first flowering, but the plant can erratically produce some flowers in summer too.

Cultivation and Propagation: This is a much decorative frost hardy cactus easily found in cultivation. It is a summer grower species that offers no cultivation difficulties.

Water: In summer, during the vegetative period, it must be regularly watered, but allowing the substratum to completely dry up before irrigating again (but do not overwater); in winter, it's to be kept dry. Preferable not to water on overcast days, humid days or cold winter days.

Hardiness: It is a quite frost resistant cactus, hardy to -5°C (-10°C if very dry)

Exposure: Outside full sun or afternoon shade, inside needs bright light, and some direct sun, but, as a former mountain dweller, does not care for extremely high temperatures in summer.



Haworthia maughanii X truncata

Please use **one** form per person and circle answers

1. Where did you grow your plant? (circle an answer)

- Full sun
 - Partial shade, such as patio, under shade cloth, etc
 - Full shade
 - Full summer sun and partial shade during the winter
-

2. Did the plant survive until Nov 2019? (circle an answer)

Yes / No

3. Did you like the plant? If so, why did you like it or did not like it? (circle an answer)

Yes / No

Comment?

4. Did the plant flower in your possession? Color? (circle an answer)

Yes / No

Comment?

5. Did you repot it? (circle an answer)

Yes / No

Comment?

6. What was the approximate watering schedule? (circle an answer)

- Every 1–4 days
 - About once/week
 - About every other week
 - About 1/month
 - Never
-

7. Did you fertilize? With what kind of fertilizer, and how much? (circle an answer)

- Every watering
- Every other watering
- Once/month
- Less than once/mo

Tip of the Month

SHOWING AS A NOVICE – JUST JUMP RIGHT IN!

THE BASICS OF SHOWING YOUR PLANTS & HOW JUDGING WORKS

By Annie Morgan

Exhibiting plants in a show is overall fun, educational, and yes perhaps a bit nerve racking the first time, as you show specimens which you have groomed to perfection for their public appearance. The joy of winning your first show ribbons is thrilling, so don't wait another year!

WHAT MAKES A SHOW-WORTHY PLANT?

Below is basic information about judging guidelines and how to prepare your plants. The judging criteria most often followed in shows is:

Condition, size, degree of maturity, difficulty of cultivation = 80%
Staging = 15% Nomenclature = 5%.

CONDITION

- The overall condition of a plant shows its general growth. How well has it been grown and cared for? Is the plant etiolated (leggy from too much shade and/or fertilizer)? Is it sunburned, scarred, discolored, or diseased? Is the growth uniform? Are there signs of mealybugs, scale, or ants?

SIZE/MATURITY

- Novices will not be expected to have fully mature plants and will start by showing smaller plants. Over time they will grow into handsome, mature specimens as your skills improve. But don't let this stop you from showing now!
- Rarity, and how difficult the plant is in cultivation, are also factors in judging, especially when all other points are virtually equal. As your skills improve, choosing rarer plants to grow will give you better chances of winning.

- However, a more common but beautifully grown plant may take the prize over a rare but not-quite-perfect plant, especially as a novice.

STAGING

- Staging is the term for how the plant is displayed, the pot's top dressing, rocks (optional) and cleanliness. Pots may be ordinary clay, stoneware, ceramic, or plastic (not desirable in shows in the US), but they must be in excellent condition (no chips or cracks) and they must be clean. The pot should be of a complementary size, shape, and color for the plant. Remember, you are displaying the plant, not the pot - the pot should always subtly enhance the plant. The judges will, however, take the overall effect into consideration.
- Top dressing is highly recommended and adds to the well-groomed effect. It may consist of clean gravel, small, natural-looking pebbles, lava rock, coarse sand or decomposed granite. Here again, it should never detract from or clash with the plant! Bare soil does not show well.
- In addition, the plant itself should be as immaculate as you can make it! See below.

NOMENCLATURE

- This is labeling the plant with the correct botanical name (including spelling) and when in doubt, it is better to label it - for example - simply *Mammillaria* species, rather than an erroneous specific name, or worse, an unclear common name such as "Pincushion Cactus."

Tip of the Month

HOW TO POT A PLANT TO SHOW – i.e. staging your plant

- 1 – Choose a plant that is healthy and attractive looking. For showing, you may only have one plant in one pot, unless you are entering it as a dish garden.
- 2 – Choose a pot that will enhance the plant, or at least not distract. The plant should be at least 2/3 the diameter of the pot. Colorful pots are okay if they don't draw all the attention. Try setting your plant in several different size and shape pots and then choose one that shows off the plant best.
- 3 – Plant your pot as usual, and leave about 2/3" of room above the soil line to add top dressing. The root section may be partly covered with the top dressing in place of soil. Your plant should be approximately centered in the pot unless you will be adding rocks. Click on the following link for an excellent article about staging: <http://davesgarden.com/guides/articles/view/2547/#b>.
- 4 – If the plant needs cleaning - do so. Remove dead leaves, extra soil, bugs and plant debris, etc. from between and under the leaves. There should be NO spider webs, snail tracks, dust, debris, etc., and it should be cleaned of hard water marks on the leaves or body.
- 5 – Now add any rock decoration (not top dressing yet) that complements the plant. Don't let them detract from the beauty of the plant. (Do a Google search using the term "staging succulent show plants" and study the wealth of photo examples.) Now carefully add top dressing, about a 1/2" layer. Subtle colors are recommended, again you want to complement, not detract. Get the top dressing in all the nooks and crannies around the plant so that the soil is not showing, using a spoon or small scoop is helpful, as is a small artist brush. Make sure none is stuck between leaves.
- 6 – Final Preparation: - helpful tools - extra long 12" tweezers, a paint brush - 1/4, 1/2, or 1", a spray bottle of water
- gently spritz your plant with water to get rid of any dust from the top dressing or any that is on the plant
- if your plant needs watering do so several days before the show so that it will not leak on the show table As is my nature, I jumped right in showing 10 plants after being a member less than 6 months and was amazed at how easy, fun, and successful it was. Don't be shy - just give it a try! As a NOVICE, your plants WILL be smaller and less mature, but can still be show worthy. Don't let decades old show plants scare you off, we all start somewhere. You will be amazed at how fast your collection grows in size and quality once you get started.
So, RIGHT NOW
– go choose your favorite plants and get them ready to show with confidence!
Relax, enjoy the process! What do you have to lose?



Tip of the Month

HERE ARE SOME NOVICE ENTRIES
FROM OUR VERY OWN SCCSS MEMBERS



Turbincarpus booleanus



Aloe brevifolia variegata



Opuntia vulgaris variegata



Succulent Dish



Cactus Dish



Rebutia muscula



Echeveria 'Neon breakers'



Aeonium 'Sunburst'



Thelocactus bicolor

Congratulations and thank you to Ted Johnson, Martin Dorsey, Terri Straub, Diane Cotrell for their beautiful novice entries

SCCSS Mini-Show Calendar



Mini-show Plants for 2019

December	HOLIDAY POTLUCK	HOLIDAY POTLUCK
----------	-----------------	-----------------

Mini-show Plants for 2020

January	Mammillaria straight spine (clumping)	Aloe
February	Epiphytic Cactus	Haworthia, Astroloba
March	Echinocactus	Agave, Manfreda, (inc. x Mangave)
April	SHOW & SALE	SHOW & SALE
May	Notocactus, Parodia	Euphorbia (not from Madagascar)
June	Opuntia, Tephrocactus, Cylindropuntia, Austrocylindropuntia	Cissus, Cyphostemma
July	Melocactus	Bromeliaceae (other than Tillandsia)
August	Astrophytum	Sedum, Pachyphytum, Sempervivum
September	Ariocarpus, Obregonia	Adenium, Adenia
October	Copiapoa	Graptopetalum, Graptoveria, Pachyveria
November	Crested and Monstrose	Crested and Monstrose

NOVEMBER SCCSS Mini-Show Winners



Can you match up the winning plants ?

Open Cactus	1 st 2 nd 3 rd	Gary Duke Gary Duke Phyllis DeCrescenzo	<i>Oreocereus trollii</i> <i>Coleocephalocereus aureus</i> <i>Espositoa melanostele</i>
Open Succulent	1 st 2 nd 2 nd 2 nd 3 rd 3 rd	Gary Duke Jim Hanna Jim Hanna Laurel Woodley Gary Duke Jim Hanna	<i>Tylecodon buchholzianus</i> <i>Sarcocaulon vanderietiae</i> <i>Sarcocaulon herrei</i> <i>Tylecodon buchholzianus</i> <i>Tylecodon stenocaulis</i> <i>Peniculinum</i>
Intermediate Cactus	1 st 2 nd 3 rd	Anita Caplan Mike Short Jade Neely	<i>Espositoa melanostele</i> <i>Espositoa lanata</i> <i>Cleistocactus colademnonis</i>
Intermediate Succulent	1 st 2 nd 3 rd 3 rd	Jade Neely Jade Neely Anita Caplan Coni Nettles	<i>Pelargonium alternans</i> <i>Pelargonium mirabilis</i> <i>Pelargonium crithmifolium</i> <i>Pelargonium laxum</i>
Novice Cactus	1 st 2 nd 3 rd	Terri Straub Martin Dorsey Terri Strau	<i>Oreocereus trollii</i> <i>Eulychnia castanea spiralis</i> <i>Oreocereus trollii</i>
Novice Succulent	1 st 2 nd	Martin Dorsey Martha Bjerke	<i>Tylecodon striatus</i> <i>Pelargonium</i>

Please note that points were awarded for plants on display at the Show & Sale.

The points (max 4 per participant) were added to the Cactus totals.

The tables on page 10 show the current standings for the three classes

(Open, Intermediate, and Novice) as of November 10, 2019.

Photos of winners above in order left to right: *Oreocereus trollii*, *Tylocodon buchholzianus*, *Espositoa melanistele*, *Pelargonium alternans*, *Oreocereus trollii*, *Tylocodon striatus*,

SCCSS Mini-Show Final Results *(As of November 10, 2019)*[Click here for sortable standings](#)

Novice Class	Cactus	Succulents	Total	Intermediate Class	Cactus	Succulents	Total	Open Class	Cactus	Succulents	Total
Bjarkman, MA	4	6	10	Caplan, Anita	16	13	29	Capaldo, Maria	55	46	101
Bjerke, Martha	1	21	22	Fasteau, Sally	37	73	110	DeCrescenzo, Phyllis	38	61	99
Cottrell, Diane	13	27	40	Johnson, Bernard	14	32	46	Duke, Gary	71	29	100
Diaz, Gloria	4	5	9	Johnson, Jackie	4	-	4	Gardner, Jim	6	25	31
Dorsey, Martin	28	22	50	Knight, Carol	-	8	8	Hanna, Jim	4	38	42
Hulet, Lupe	3	-	3	La Forest, Dale	7	11	18	Warzybok, Hank	4	-	4
Johnson, Ted	25	47	72	Neely, Jade	5	11	16	Wilk, William	14	10	24
Keka, Ray	-	1	1	Nettles, Coni	39	32	71	Woodley, Laurel	10	29	39
Mosher, Nancy	11	10	21	Short, Mike	6	3	9				
Nisewanur, John	4	10	14	Tillotson, Joseph	-	1	1				
Richer, Russ	-	1	1								
Sover, Suzane	2	-	2								
Steenon, Dean	2	-	2								
Straub, Terri	47	12	59								
Straup, Matt	6	-	6								
Tanner, Jim	9	16	25								
Trostler, Marie	4		4								
Youssefzadeh, Jacob	-	6	6								

SCCSS Mini-Show Rules

A Mini-show is scheduled for all meetings except April (Show and Sale) and December (Holiday Potluck) as a way for members to show their prized plants and staging skills; and for everyone, especially novices to learn how to grow and show theirs. Lists of eligible plants are printed in the newsletter and on our Society's website.

There are three entry classes: Novice, Intermediate and Open. New members may enter at any level, but once a level has been entered members may not regress to a less advanced class.

There are two plant categories, Cactus and Succulent. Up to three entries per member may be entered in each category.

Exhibitors must be club members in good standing and present at the meeting. One member's name representing a household must be used unless plants are grown and shown separately. We trust you.

Any container may be used, including plastic. The containers and plants must be free of pests and disease. Only one plant/container is permitted but this includes rosettes/offsets/pups connected by

rhizomes, stolens, and above ground clusters. Dish gardens are an exception if they are the category of the month.

Novice and Intermediate entries must be grown by the exhibitor for a minimum of six months, and open class entries for one year.

Usually our speaker (as an unbiased expert) will be asked to judge, but if the speaker is a Society member, one or two members who are not showing will be asked to judge. Remember, judges may not be experts and usually judge based on how well the plant is grown and staged. The following point system is used.

1st place – 6

2nd place – 4

3rd place – 2

Entries not disqualified receive 1 point.

After the November meeting, point totals will be reviewed by the Board. Novice and Intermediate members with more than 64 points or with at least 6 first place awards may be asked to move to the

Intermediate or Open class if their entries show them qualified. This is a subjective judgment.

Upcoming Events

[Click here for Full List](#)



South Coast Cactus & Succulent Society Holiday Potluck

MEMBERS ONLY

December 8, @ 12:00 PM PST
Bring your Annual Plant to show off, *Haworthia maughanii X truncata* alive or dead. Questionnaire for 2019 plant available on website and newsletter.

South Coast Botanic Garden,
Frances Young Hall
26300 Crenshaw Blvd.
Palos Verdes Peninsula, CA 90274
310-544-1948
<https://www.southcoastbotanic-garden.org/>

Happy Holidays!



26th Annual San Gabriel Valley Cactus and Succulent Show and Sale

Saturday, January 11, 2020
9am-4pm
Sunday January 12, 2020
9am-3pm

L.A. County Arboretum
301 North Baldwin Ave,
Arcadia, CA 91007
626-821-3222

<http://www.arboretum.org/>
Information, Please contact www.sgvcss.com or 626-821-3222

[Learn more](#)



Desert Forum at the Huntington Saturday, January 18, 2020 @ 1:00 PM - 4:00 PM PST

The Aloes are usually flowering and are spectacular. Knowledgeable staff and docents will be stationed throughout the Desert Garden. Aloes will be flowering. The Desert Conservatory will be closed, but participants will have the opportunity to peek at changes to the top of the garden

Huntington Botanical Gardens
1150 Oxford Road
San Marino, CA 91108
626-405-2100
<https://www.huntington.org/>

[Learn more](#)

Board of Directors 2019-2020

OFFICERS:

President

Maria Capaldo

Vice President

M.A. Bjarkman

Secretary

Sue Wong

Treasurer

Bernard Johnson

AT LARGE BOARD
MEMBERS:

David Hodgson

Terri Straub

Clif Wong



STANDING COMMITTEE CHAIRS:

Communications

Mike Short

Finance

Jim Hanna

Membership

Sally Fasteau

Programs

Gary Duke

Show and Sale

Carol Knight



COMMITTEE MEMBERS (TASKED):

Mini-Show Coordinator

Jim Tanner

Publicity (Show)


Anita Caplan

Publicity (Monthly)

Ann Nye

Speaker Coordinator

Jade Neely



LIAISONS:

CGCI

Lou Hagemier

CSSA

Bill Wilk

OTHER POSITIONS:

Facebook

Laurel Woodley

Instagram

Caitlin Rubia

Hospitality/Refreshments
Volunteers

Newsletter

Clif Wong

Webmaster

Mike Short

Plant Man

Jim Hanna

