

SOUTH COAST CACTUS AND SUCCULENT SOCIETY NEWSLETTER

NUMBER 10

GENERAL MEETING: Sunday, October 14, 2007, 1:30 P.M., South Coast Botanical Gardens Classroom.

PROGRAM: Dr. GARY JAMES will give a presentation covering his many trips to Baja California And the Baja islands in the past thirty years. Many of the unique and fascinating varieties Of cacti and succulents will be shown and he may bring a few plants to sell! Gary is always a Very interesting speaker; you will be sure to enjoy his presentation!!



MEMBERSHIP: Jim Gardner, Dick Kohlsreiber and Laurel Woodley enjoy a tour of the new Chinese garden currently being developed at Huntington /Botanical Gardens. They, and Additional members of SCC&SS---Jim Hanna, Vera Thaxton, and Hank Warzybok---were At the Huntington September 1, with succulent enthusiasts from across the country enjoying The presentations and overall opportunities provided by the Succulent Symposium; an Annual event sponsored by the Huntington.

REFRESHMENTS: The following members have volunteered to bring refreshments for the October meeting: Rose Arbuckle, Carol Causey, Lupe Hulett, and Ethan Pearson.



SCC&SS OFFICERS: President, Dale La Forest (310)618-9181; 1st V. Pres., Hank Warzybok, (562)429-7110; 2nd V. Pres., Gary Duke, (714)377-0064; Treas., Marsha Huebner, (310)834-0263; Sec., Phillip Rees, (310)378-5748; Show Chr., Harry Fletcher, (310)538-4078; Sunshine Chr., Irma Rennie, (310)375-3790; Refreshments, Carol Causey, (310)675-5843; and Newsletter Ed., Vera Thaxton, (760)564-3285.



SOUTH COAST CACTUS & SUCCULENT SOCIETY
2007 PLANTS OF THE MONTH

CACTI

SUCCULENTS


Oct Clustering mammelaria

Pachycormia, ficus
Burseras and
Fouqueria

Nov Miniature (under 3 inches)

Miniatures (under 3
Inches

Dec Christmas Party



MEMBERSHIP: Do you have a cactus or succulent currently blooming? Do you have a plant whose name is "anonymous"? or do you need advice about a problem plant? If your answer to any of the questions above is "yes", BRING THE PLANT TO THE MEETING!! Specifically, bring it to the BRAG TABLE. This will give all of us opportunity to learn more about cacti and succulents.

*CACTUS AND SUCCULENT
CALENDAR OF UP COMING EVENTS FOR 2007*

- NOV. 10&11 SAN GABRIEL VALLEY CACTUS AND SUCCULENT SOCIETY
 SHOW AND SALE— LA COUNTY ARBORETUM ADDRESS ABOVE.
- DEC. 1 & 2 ORANGE COUNTY SHOW AND SALE AT THE FULLERTON ARBORETUM
 1900 ASSOCIATED ROAD, FULLERTON, CA 92831
 SHOW AND SALE OPEN FROM 10AM TO 4PM
 FOR INFORMATION CALL 714-870-4887


PLANT OF THE MONTH RULES

- A maximum of three plants may be entered in each category (cactus and succulent).
- There will be two classes of entrants: novice and advanced.
- Intermediate entrants must have had the plant in their possession for at least six months; beginners, for three months.
- Entrants will receive 6 points for first place, 4 points for second place, 2 points for third place, and 1 point for third showing a plant that does not place.
- There may be up to three third places in a category. If plants are not deemed to be of sufficient quality, no place will be awarded.
- Entry tags must be collected by the person in charge of recordkeeping
- At the annual Christmas party, award plants will be presented to the ten highest cumulative point holders, regardless of class.



PLANT OF THE MONTH TOTALS

<u>CACTUS</u>		<u>TOTALS</u>		<u>CACTUS</u>		<u>TOTALS</u>
<u>ADVANCE CACTUS</u>				<u>NOVICE</u>	<u>CACTUS</u>	
	<u>SEPT</u>				<u>SEPT</u>	
45	Causey	18	70	Capaldo		43
92	Duke 12	63	26	Caplan		11
42	Gardner	11	15	Hemingway		4
77	Hanna	11	23	Hulett		1
17	LaForest	1	38	Hutchison		6
63	Warzybok	30	9	Ohlinder 12		27
14	Woodley	3	14	Pearson		3
				Ponce		1
				Thompson		6
Causey	3	27	Capaldo		27	
Duke	3	29	Caplan		15	
Gardner	8	31	Hemingway		11	
Hanna	9	66	Hulett	2	22	
LaForest		16	Ohlinder	11	11	
Warzybok		33	Pearson	1	8	
Woodley	4	11	Ponce		12	
			Thompson		8	



Succulent
PLANT OF THE MONTH
Pachycormus, Ficus,
Burseras, and
Fouquieria (Idria)

The September succulent Plant of the Month is an assortment of four caudiciforms. Two are part of the "Elephant Tree" category, and one looks like an inverted carrot. Most are found, but not limited to, Mexico and Baja, California.

Pachycormus discolor is one of the Elephant Trees attaining a height of 12 feet given enough water. In dry areas (as in habitat), it is more usual to achieve a foot or two. Because of slow growth and multiple branching stem networks, they make good bonsais. Flowers can be white to red, and often yellow.

Burseras are another of the Elephant Trees and have swollen trunks and limbs making them excellent bonsai subjects. On the other hand, **B. microphylla** can attain a caudex of 3 feet in diameter and a height of 30 feet. They are very slow growing, storing their strength in their fleshy stems and roots during the driest months, then putting out leaves, small flowers, and forming fruit when the rains come. Only the **B. microphylla** ventures into the U.S.A. in the Anza-Borrego Desert and near Yuma, Arizona. Their soft bark peels and is easily scarred; their red sap makes them appear to bleed. The small green leaves exude a beautiful, mint or turpentine fragrance. **B. hindsiana** ("Copal") has a purplish-gray bark that does not peel. The majority of *Burseras* are found in mainland Mexico where the popular **B. fagaroides** is located. Rowley's "Caudiciform" book lists a total of 17 genera.

Fouquieria (also called Idria) are mostly found in Mexico. **F. splendens** (Ocotillo) also occur in New Mexico, Arizona, and Southern California at high elevations. As a group, they can attain a height of 25 feet. The **F. columnaris** is the famed Boojum Tree native to Baja. The name "Boojum" was first used by Lewis Carroll, author of *Alice in Wonderland*. In another of his mythical tales, "Hunting of the Snark" Carroll describes a legendary creature that resides on far-off, uninhabited desert shores. He named this creature a Boojum (i.e. the Boojum was the Snark). In 1922, Godfrey Sykes of the Desert Botanical Laboratory in Tucson, Arizona saw an *F. columnaris* and exclaimed, "Ho, ho, a Boojum, definitely a Boojum!" The name stuck. It looks like an inverted carrot and is thick at the base, tapering toward the top, although it may split and have several growing tips. As they get taller, they can bend over which adds to their bizarre appearance. They grow about 1 inch a year and have a life span of 350 years. The shoots are thorny and the flowers are large and usually red, thus giving rise to the idea of "Indian paint brush."

Ficus palmeri is thought to be the most common of the caudex plants found in succulent collections. Its main requirements are bright light, well draining soil, and more water than most succulents. Given ample water, they can retain their leaves year around. **F. palmeri v. petiolaris** forms a nice caudex and also has beautiful red-veined leaves, making it a very striking plant. They can attain 9 to 12 feet in height.

Compiled by Lee Gold

A well mounded, thriving, "clustering" Mammillaria makes a very handsome specimen growing in its native habitat, in a well-tended garden or as a fine potted plant. The symmetry of the individual stems and the rounded formation of the entire plant is a well composed picture. A majority of the more than 200 species of Mammillaria may be included under our title.

The genus Mammillaria may be described generally as low plants with cylindrical, globular or oval bodies with more or less small tubercles, set in spiral rows, without grooves, some species solitary but more clustering or branching, mostly with a watery sap, some milky. There are no ribs. The diurnal flowers of various colors are mostly small, bell shaped, borne in the axils of the tubercles near the top of the stem, often forming a complete ring of blooms. Mammillarias are classified broadly into two Sections: Section I - Hydrochylus K.Sch - species with watery sap and Section II - Galactochylus K. Sch - species with milky sap. The following three species are included in Section I:

Mammillaria elongata is quite often one of the first abundantly clustering Mammillarias the hobbyist acquires. This species from the State of Hidalgo, Mexico, has many green cylindrical, erect, or more or less prostrate stems up to about 3" long, 1" thick. The 15-20 radial spines which radiate from the tubercles star-like and recurved, give the plant its golden appearance and its popular name "Golden Stars". Small white to yellowish flowers bloom from the side axils.

Mammillaria plumosa is from Coahuila, Northern Mexico. The globular, small stems of dark green are completely covered with feathery white spines, all radial, up to 40 on the small tubercles. Winter blooming flowers are small, creamy-white with a yellow or reddish midstripe. In nature, these clustering plants (up to 40 or 50 small heads) are found in fissures of calcareous rocks to which they cling and spread. In cultivation their white, white appearance is enhanced where they receive full sun.

Large clumps are formed by Mammillaria camptotricha. One of the most robust of the genus, the stems are globular, deep green, up to 3" thick. The distinctive feature of this plant are the 4, 5 or sometimes more slender, pale yellow, up to 1" long spines per areole which are twisted and intertwined confusedly at the top of the stem. Thus, the plant is popularly recognized as the "Bird's Nest" Mammillaria.

The following are distinctive clustering species of Section II:

Do you remember the plant judged "Best Mammillaria" in the CSSA Show, 1979? It was Mammillaria microthele exhibited by Anne Shein, Marina, California. Her beautiful clustering specimen was striking with its 25+ white woolly heads and white appressed, bristle-like radial spines, 22-24. Its further decoration were many bright red fruit.

Mammillaria nivosa from the West Indies is a much sought-after species. This globular or elongated plant, dark green, is often colored reddish or brown from the bright sun in its habitat. The stems are 6-7" or more in diameter. Plants may form groups of 25 heads or more. Older plants are heavily furnished with wool. It is known as the "snowy cactus" in its native land. The pale yellow to brown, awl-shaped spines, about 14, up to over $\frac{1}{2}$ " long, add further color to the plant. Lemon yellow, narrow-petalled flowers have an olive green midrib. This "tropical" species requires warmth and sunshine.

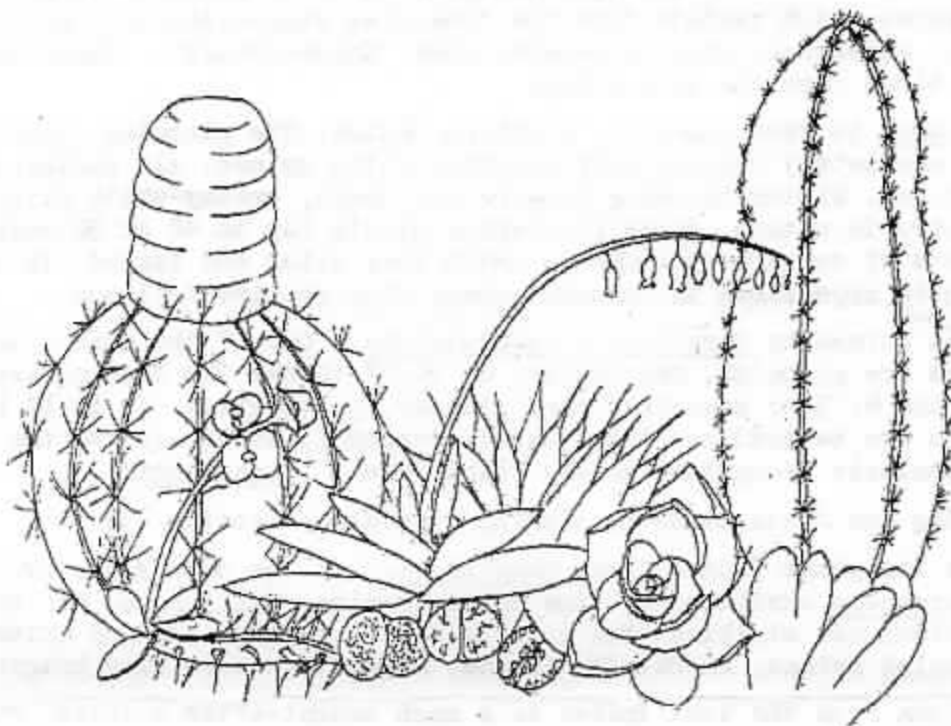
Is there a more striking example of a "clustering" Mammillaria than the many old specimens of Mammillaria geminispina at Huntington Gardens, San Marino. This plant comes from the State of Hidalgo, Central Mexico. The bluish-green cylindrical stems are topped with abundant wool, wool also in the axils. Glassy bristle-like spines shine brilliantly in the sun. These plants have formed large, compact rounded clumps of up to 100 heads and present a dramatic contrast to the dark red volcanic rock on which they are grown.

Generally speaking, these plants are of easy cultivation requiring a moderate soil, good drainage, cautious watering in winter. Offer the "white" ones full sunshine and the dark green and lesser-spined ones some shade. The more tender ones from warmer climes should be afforded some protection and a warmer situation during the winter.

Virginia F. Martin

**San Gabriel Valley
Cactus and Succulent Show and Sale**
Sat. and Sun. November 10 & 11, 2007 9 to 5

Los Angeles Arboretum and Botanic Garden
301 N. Baldwin Ave. Arcadia, CA



Information, Please contact Tom Glavich 626-798-2430
Jim Hanna 562-920-3046, Manny Rivera 626-793-6917

Sponsored by the San Gabriel Valley Cactus and Succulent Society